

Dale's

Landscaping Supply, Inc.

2026 RETAIL PRICELIST



HOURS

MAY - SEPTEMBER

MONDAY-FRIDAY 8:00am - 6:00pm
 SATURDAY 8:00am - 4:00pm
 SUNDAY CLOSED

OCTOBER- APRIL

MONDAY - FRIDAY 8:00am - 4:30pm
 SATURDAY CLOSED
 SUNDAY CLOSED
 OPEN 24 HRS UNDER SNOW CONDITIONS



CALL
(586) 778-1919



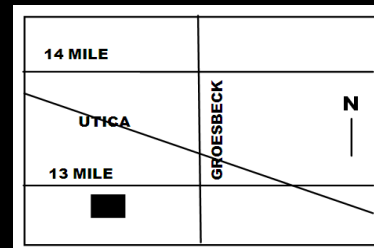
TEXT
(833) 459-3216



E-MAIL
INFO@DALESLANDSCAPING.COM



FAX
(586) 778-7522



16720 13 MILE ROAD
 ROSEVILLE, MI 48066



LIKE US




FOLLOW US ON



WEBSITE

WWW.DALESLANDSCAPING.COM



Welcome to Dales

INDEX

ADMINISTRATIVE		1
<i>CONDITIONS OF SALE</i>	1	
ACCESSORIES		26 - 27
<i>CHLORINE, GLOVES, RAKES, SHOVELS, MISC.</i>	26	
<i>TOOLS</i>	27	
ADHESIVES & SEALER		21
<i>ALLIANCE GATOR, VEXCON</i>	21	
BAGGED PRODUCTS		5
<i>AGGREGATES, DECORATIVE STONE, SAND, SOIL, JOINTING SAND</i>	5	
BARRIER & PLASTIC		23
<i>FABRIC WEED BARRIER, POOL COVERS, STRETCH WRAP</i>	23	
<i>GATOR BASE</i>	23	
BULK MATERIALS		3 - 4
<i>AGGREGATES, MULCH, SANDS & SOILS</i>	3	
<i>ATHLETIC MIX, DECORATIVE STONE</i>	4	
CEMENT & MASONRY		28
<i>CEMENT STEPS, CINDER BLOCK, EXPANSION JOINTS, RE-ROD</i>	28	
EDGING		23
<i>ALUMINUM, PLASTIC, PAVER, STEEL</i>	23	
FIREWOOD		24
<i>MIXED HARDWOODS, FIRE RINGS, FIRE STARTER</i>	24	
GEO-FABRIC / GEO-GRID		23
<i>4X100 GEO-FABRIC</i>	23	
<i>4X50 GEO-GRID</i>	23	
IRRIGATION		6
<i>DRAINAGE PIPE</i>	6	
LAWN & TURF		23 - 24
<i>GRASS SEED, SOD, STRAW</i>	24	
<i>GATOR X-TURF, TURF SAND, TURF TAPE</i>	23	
LIGHTING		22
<i>IN-LITE</i>	22	
NAILS & PINS		23
<i>ARDOX NAILS, FABRIC/SOD PINS</i>	23	
NATURAL STONE		20
<i>BOULDERS, FLAGSTONE, SANDSTONE, VENEER</i>	20	
OIL		25
<i>AMSOIL PRODUCTS</i>	25	
PAVERS & WALLSTONE		7 - 18
<i>COUNTY MATERIALS</i>	7 - 8	
<i>FENDT</i>	11 - 12	
<i>HIGH FORMAT</i>	17 - 18	
<i>OAKS</i>	9 - 10	
<i>UNILOCK</i>	13 - 16	
PATIO BLOCKS		19
<i>20" X 20", 24" X 24", 16"X24</i>	19	
RENTALS & SERVICES		2
<i>DELIVERY RATES, DUMP RATES, RENTALS</i>	2	



CONDITIONS OF SALE

- NO RETURNS AFTER 30 DAYS
- NO RETURNS WITHOUT SALES RECEIPT, INCLUDING PALLET DEPOSITS.
- 25% RESTOCKING AND HANDLING CHARGE ON ALL RETURNS.
- ALL RETURNS ARE SUBJECT TO APPROVAL.
- *ALL BULK, CLEARANCE, CEMENT, NATURAL STONE, AND SPECIAL ORDER PRODUCTS ARE FINAL SALE*
- NO RETURNS ON UNBANDED BRICK.
- ALL SPECIAL ORDERS MUST BE PAID IN FULL AT TIME ORDER IS PLACED.
- SPECIAL ORDERS ARE FULL PALLETS ONLY.
- NO RETURNS ON SPECIAL ORDER MERCHANDISE.
- RETURNS THAT REQUIRE PICK UP FROM SITE WILL BE CHARGED ADDITIONAL FREIGHT.
- ALL CREDITS WILL BE ISSUED IN THE FORM THEY WERE PAID.
- THERE WILL BE A 10 DAY WAITING PERIOD FOR RETURNS PAID BY CHECK
- A 24 HOUR CANCELLATION NOTICE IS REQUIRED ON DELIVERIES. ORDERS CANCELLED LESS THAN 24 HOURS BEFORE DELIVERY WILL NOT BE REFUNDED.
- **MICHIGAN LAW** REQUIRES THAT ALL LOADS OF BULK MATERIALS MUST BE COVERED WITH A **SECURED TARP AND STRAPPED.**
- **DALE'S LANDSCAPING SUPPLY IS NOT RESPONSIBLE FOR DAMAGE DONE TO VEHICLES WHILE LOADING.**
- PRICES SUBJECT TO CHANGE WITHOUT NOTICE.
- POSTAGE, FREIGHT, TRANSPORTATION, AND DELIVERY CHARGES ARE CONSIDERED PART OF THE SELLERS GROSS PROCEEDS AND ARE SUBJECT TO 6% SALES TAX.
- U-CART TRAILERS MUST BE CLEAN OR A \$50 CLEANING CHARGE WILL APPLY.
- U-CART TRAILERS RETURNED AFTER HOURS WILL BE CHARGED \$80/HOUR LATE FEE.



DELIVERY RATES

1-5 YDS	BULK DUMP	\$80.00
6-9 YDS	BULK DUMP	\$80.00
10-15 YDS	BULK DUMP	\$80.00
FLATBED WITH FORK LIFT		\$125.00
SPECIAL ORDER TRUCKING FEE		\$100.00

*BASED ON 25 MILE RADIUS
ADDITIONAL MILEAGE SUBJECT TO EXTRA FREIGHT RATE*

CUSTOMER ASSUMES ALL LIABILITY FOR DAMAGES IF DELIVERY TRUCK IS AUTHORIZED TO ENTER PRIVATE PROPERTY.



LIVE LOAD HOURLY TRUCK RATES

TRIPLE AXLE	\$110.00 / HOUR
SEMI	\$135.00 / HOUR
TRAIN	\$160.00 / HOUR

HOURLY RATES ARE CONFIGURED PORTAL TO PORTAL. TIME STARTS WHEN DRIVER LEAVES OUR LOCATION.

SAW CUTTING CHARGE	
PAVER BRICK	\$3.00
PATIO BLOCK	\$4.00
WALL BLOCK 4" OR LESS	\$5.00
WALL BLOCK OVER 4"	\$9.50

DUMP FEES		
MATERIAL	PER TON	MIN
TRASH / DEMO	\$90.00	\$90.00
HARDFILL	\$60.00	\$60.00

RENTALS	PER DAY	1/2 DAY	BUY
ROLLER COMPACTOR	\$200.00	\$130.00	\$4,959.00
COMPACTOR 	\$75.00	\$49.00	COMPACTOR PLATE \$179.50
STONE CUTTER 	\$40.00	\$26.00	

**CREDIT CARD AND DRIVERS
LICENSE REQUIRED FOR ALL
RENTALS**

PALLET DEPOSITS

SOD	\$35.00
FENDT	\$35.00
OAKS	\$35.00
HI FORMAT	\$35.00
UNILOCK	\$35.00
UNILOCK PREMIUM	\$35.00

****PRICES SUBJECT TO CHANGE WITHOUT NOTICE ****



BULK MATERIAL

**2026
RETAIL**

TOPSOIL & SAND	PER YD COVERAGE	1 YARD	1/2 YARD	5 GAL BUCKET
TOPSOIL	100 SQ FT @ 2" DEPTH	\$36.75	\$26.50	\$5.00
PEAT	100 SQ FT @ 2" DEPTH	\$42.00	\$30.25	\$5.00
1/2 PEAT & 1/2 TOPSOIL	100 SQ FT @ 2" DEPTH	\$39.75	\$28.75	\$5.00
FILL SAND	100 SQ FT @ 2" DEPTH	\$30.75	\$22.25	\$5.00
POOL SAND	100 SQ FT @ 2" DEPTH	\$40.50	\$29.25	\$5.00
MASON SAND	100 SQ FT @ 2" DEPTH	\$40.00	\$29.00	\$5.00
2NS	75 SQ FT @ 2" DEPTH	\$43.25	\$31.25	\$5.00
BARK & MULCH	PER YD COVERAGE	1 YARD	1/2 YARD	5 GAL BUCKET
PREMIUM SHREDDED HARDWOOD	125 SQ FT @ 2" DEPTH	\$37.75	\$27.25	\$5.50
CEDAR BARK	125 SQ FT @ 2" DEPTH	\$51.25	\$37.00	\$5.50
PINE BARK	125 SQ FT @ 2" DEPTH	\$68.00	\$49.00	\$5.50
PLAYGROUND CARPET	125 SQ FT @ 2" DEPTH	\$38.50	\$27.75	\$5.50
PREMIUM BLACK, BROWN, GOLD, OR RED	125 SQ FT @ 2" DEPTH	\$40.75	\$29.50	\$5.50
AGGREGATES	PER TON COVERAGE	1 TON	1/2 TON	5 GAL BUCKET
2" COBBLESTONE	70 SQ FT @ 2" DEPTH	\$72.25	\$52.25	\$6.75
6-10" COBBLESTONE	N/A	\$159.50	\$115.00	\$0.28 LB
LIMESTONE GREY	80 SQ FT @ 2" DEPTH	\$58.75	\$42.50	\$6.75
LIMESTONE WHITE	80 SQ FT @ 2" DEPTH	\$63.75	\$46.00	\$6.75
PEA STONE	120 SQ FT @ 2" DEPTH	\$60.00	\$43.25	\$6.75
SLAG SAND	120 SQ FT @ 2" DEPTH	\$63.00	\$45.50	\$6.75
6A	100 SQ FT @ 2" DEPTH	\$64.50	\$46.50	\$6.75
60/40	100 SQ FT @ 2" DEPTH	\$65.00	\$47.00	\$6.75
21 A CRUSHED CONCRETE	100 SQ FT @ 2" DEPTH	\$39.75	\$28.75	\$6.75
1-3" CRUSHED CONCRETE	100 SQ FT @ 2" DEPTH	\$48.75	\$35.25	\$6.75
#9 OHIO STONE	100 SQ FT @ 2" DEPTH	\$58.75	\$42.50	\$6.75





BULK MATERIAL

**2026
RETAIL**

DECORATIVE STONE	PER TON COVERAGE	1 TON	1/2 TON	5 GAL BUCKET
ARCTIC RAINBOW	100 SQ FT @ 2" DEPTH	\$268.00	\$155.50	\$11.25
BARN RED	100 SQ FT @ 2" DEPTH	\$203.25	\$118.00	\$11.25
BEECHWOOD PEBBLES	260 SQ FT @ 2" DEPTH	\$372.25	\$216.00	\$11.25
BLACK CHESTNUT	170 SQ FT @ 2" DEPTH	\$623.75	\$362.00	\$14.25
BLACK GRANITE	100 SQ FT @ 2" DEPTH	\$278.25	\$161.50	\$11.25
BLACK ILLUSION / BLACK MAYLAN	100 SQ FT @ 2" DEPTH	\$274.75	\$159.50	\$11.25
CHOCOLATE MARBLE	100 SQ FT @ 2" DEPTH	\$261.00	\$151.50	\$11.25
INDIAN SUNSET	100 SQ FT @ 2" DEPTH	\$334.50	\$194.25	\$11.25
MESITA, RED	200 SQ FT @ 2" DEPTH	\$471.50	\$273.50	\$11.25
MESITA, BLACK	150 SQ FT @ 2" DEPTH	\$490.75	\$284.75	\$11.25
PATHWAY STONE	100 SQ FT @ 2" DEPTH	\$205.00	\$119.00	\$11.25
PINK QUARTZ	100 SQ FT @ 2" DEPTH	\$257.00	\$149.25	\$11.25
ROYAL GORGE	100 SQ FT @ 2" DEPTH	\$334.50	\$194.25	\$14.25
SALT & PEPPER	100 SQ FT @ 2" DEPTH	\$317.00	\$184.00	\$11.25
SILICA PEBBLES	100 SQ FT @ 2" DEPTH	\$303.75	\$176.25	\$11.25
SLATE SCAPE	130 SQ FT @ 2" DEPTH	\$249.75	\$145.00	\$11.25
SPANISH TILE	150 SQ FT @ 2" DEPTH	\$211.00	\$122.50	\$11.25
WALNUT NUGGETS	75 SQ FT @ 2" DEPTH	\$215.00	\$124.75	\$11.25
WALNUT PEBBLES	100 SQ FT @ 2" DEPTH	\$215.00	\$124.75	\$11.25
WESTERN SUNRISE	140 SQ FT @ 2" DEPTH	\$338.00	\$196.25	\$11.25
WHITE MARBLE	100 SQ FT @ 2" DEPTH	\$286.75	\$166.50	\$11.25
ATHLETIC MIX	PER TON COVERAGE	1 TON	1/2 TON	5 GAL BUCKET
ATHLETIC MEAL	100 SQ FT @ 2" DEPTH	\$98.50	\$57.25	\$11.25
CLAY TRACKER SURFACER CTS-20	100 SQ FT @ 2" DEPTH	\$204.75	\$119.00	\$11.25
INFIELD MIX (BEST QUALITY)	100 SQ FT @ 2" DEPTH	\$210.25	\$122.00	\$11.25
WASHINGTON BALL MIX	100 SQ FT @ 2" DEPTH	\$187.00	\$108.50	\$11.25

PLEASE CALL FOR DIRECT SHIP PRICING ON BULK MATERIAL












BAGGED MATERIAL

RETAIL

TOPSOIL & SAND	SIZE	COVERAGE	BAGS/PAL	PRICE	3 + BAGS	PALLET
TOPSOIL	40 LB	3 SQFT @ 2" DEPTH	60	\$3.70	\$3.35	\$201.00
PEAT	40 LB	3 SQFT @ 2" DEPTH	60	\$4.15	\$3.75	\$225.00
BALED PEAT	2.2 CU	23 SQFT @ 2" DEPTH	50	\$20.60	\$18.55	\$927.50
COW MANURE	40 LB	3 SQFT @ 2" DEPTH	60	\$5.05	\$4.55	\$273.00
POTTING SOIL	40 LB	3 SQFT @ 2" DEPTH	60	\$4.40	\$4.00	\$240.00
PLAY SAND	40 LB	3 SQFT @ 2" DEPTH	64	\$6.60	\$5.95	\$380.80
ACTIVE ORGANICS SUPER SOIL	40 LB	3 SQFT @ 2" DEPTH	50	\$51.45	\$46.35	\$2,317.50
ACTIVE ORGANICS WORM CASTINGS	40 LB	3 SQFT @ 2" DEPTH	50	\$27.50	\$24.75	\$1,237.50
BARK & MULCH	SIZE	COVERAGE	BAGS/PAL	PRICE	3 + BAGS	PALLET
CEDAR	2 CU	12 SQFT @ 2" DEPTH	70	\$5.40	\$4.90	\$343.00
PREMIUM BLACK, BROWN, GOLD OR RED	2 CU	12 SQFT @ 2" DEPTH	50	\$5.40	\$4.90	\$245.00
HARDWOOD	2 CU	12 SQFT @ 2" DEPTH	70	\$5.40	\$4.90	\$343.00
CYPRESS	2 CU	12 SQFT @ 2" DEPTH	75	\$7.40	\$6.70	\$502.50
MICHIGAN AGGREGATES	SIZE	COVERAGE	BAGS/PAL	PRICE		PALLET
COBBLE STONE 1 3/4"	1/2 CU	3 SQFT @ 2" DEPTH	64	\$6.15		\$334.75
PEA PEBBLE	1/2 CU	3 SQFT @ 2" DEPTH	64	\$5.55		\$302.00
SLAG SAND	1/2 CU	3 SQFT @ 2" DEPTH	60	\$6.60		\$336.75
21A CRUSHED CONCRETE	1/2 CU	3 SQFT @ 2" DEPTH	60	\$6.60		\$336.75
DECORATIVE STONE	SIZE	COVERAGE	BAGS/PAL	PRICE		PALLET
BARN RED	1/2 CU	3 SQFT @ 2" DEPTH	64	\$8.50		\$522.25
BEECHWOOD PEBBLES	1/2 CU	3 SQFT @ 2" DEPTH	120	\$8.50		\$979.25
BLACK CHESTNUT	1/2 CU	3 SQFT @ 2" DEPTH	60	\$14.95		\$861.25
BLACK GRANITE	1/2 CU	3 SQFT @ 2" DEPTH	64	\$8.50		\$522.25
INDIAN SUNSET	1/2 CU	3 SQFT @ 2" DEPTH	64	\$8.50		\$522.25
MESITA RED	1/2 CU	3 SQFT @ 2" DEPTH	64	\$8.50		\$522.25
MESITA BLACK	1/2 CU	3 SQFT @ 2" DEPTH	64	\$8.50		\$522.25
PINK QUARTZ	1/2 CU	3 SQFT @ 2" DEPTH	64	\$8.50		\$522.25
POLISHED PEBBLES - BLACK OR WHITE	1/2 CU	3 SQFT @ 2" DEPTH	55	\$32.45		\$1,713.50
ROYAL GORGE	1/2 CU	3 SQFT @ 2" DEPTH	64	\$8.50		\$522.25
SILICA PEBBLES	1/2 CU	3 SQFT @ 2" DEPTH	64	\$8.50		\$522.25
SLATE SCAPE	1/2 CU	3 SQFT @ 2" DEPTH	64	\$8.50		\$522.25
SPANISH TILE	1/2 CU	3 SQFT @ 2" DEPTH	64	\$8.50		\$522.25
WALNUT NUGGETS	1/2 CU	3 SQFT @ 2" DEPTH	64	\$8.50		\$522.25
WESTERN SUNRISE	1/2 CU	3 SQFT @ 2" DEPTH	64	\$8.50		\$522.25
WHITE MARBLE	1/2 CU	3 SQFT @ 2" DEPTH	64	\$8.50		\$522.25
JOINTING & POLYMERIC SANDS	SIZE	COVERAGE	BAGS/PAL	PRICE		PALLET
GATOR POLY DUST BOND JOINTS 1/2" - 6"	50 LB	20-30 SQ FT	56	\$41.55		\$1,978.00
GATOR POLY G2 COMPLETE BEIGE OR SLATE	50 LB	50-85 SQ FT	56	\$44.00		\$2,094.50
GATOR POLY G2 COMPLETE BLACK OR IVORY	50 LB	50-85 SQ FT	56	\$51.55		\$2,454.00
CEMENT PRODUCTS	SIZE	COVERAGE	BAGS/PAL	PRICE		PALLET
PORTLAND CEMENT	94 LB	N/A	40	\$33.80		\$1,149.25
REDI-MIX CONCRETE	80 LB	1.8 SQFT @ 4" DEPTH	42	\$10.45		\$373.25
REDI-MIX MORTAR	80 LB	15 LF BLOCK	42	\$12.95		\$462.50
ATHLETIC MIX	SIZE	COVERAGE	BAGS/PAL	PRICE		PALLET
MOUND CLAY	40 LB	3 SQFT @ 2" DEPTH	50	\$17.70		\$752.50
CLAY BRICKS	8 BRICKS	N/A	38	\$29.90		\$966.00
FIELD MARKER	50 LB	300 LF @ 3" WIDE	60	\$11.65		\$594.25
RAPID DRY	50 LB	300 LF @ 3" WIDE	60	\$31.40		\$1,601.50

PIPE		PRICE/FT	100 FT
4" SOLID CORRUGATED PIPE		\$1.45	\$124.75
4" PERFORATED CORRUGATED PIPE		\$1.45	\$124.75
4" PERFORATED CORRUGATED PIPE W/ SOCK		\$1.75	\$150.55
6" SOLID CORRUGATED PIPE		\$2.65	\$227.95
6" PERFORATED CORRUGATED PIPE		\$2.65	\$227.95
6" PERFORATED CORRUGATED PIPE W/ SOCK		\$3.35	\$288.15
COMPONENT PARTS			4" CORR
ELBOW			\$17.60
TEE			\$14.15
WYE			\$24.00
EXTERNAL COUPLER			\$7.80
INTERNAL COUPLER			\$10.25
END CAP			\$8.85
DOWNSPOUT ADAPTER			\$11.60
4" GREEN GRATE (ROUND)			\$6.65
3" OR 4" POP-UP DRAIN EMITTER			\$32.55
HOSE CLAMP 11/16"-1 1/4"			\$2.50





IN-STOCK PAVERS		SQ. FT.	LAY/SF	UNITS	WEIGHT	PIECE	LAYER	PALLET	PRICE (SF)
DISCOVER	RANDOM	99.6	8 @ 12.45	80 4x8	3280	\$9.00	\$89.02	\$677.28	\$6.80
				80 8x8					
				80 8x12					
GRAND DISCOVER	RANDOM	81.28	8 @ 10.16	16 8X16	2720	\$37.00	\$72.64	\$552.70	\$6.80
				16 16X16					
				16 16X24					
GRAND DISCOVER XL	16X32	85.36	8 @ 10.67	24	2640	\$26.00	\$76.29	\$580.45	\$6.80
ELEMENTS	4X8	101.28	8 @ 12.66	472	3360	\$2.00	\$75.33	\$567.17	\$5.60
	8X16	106.64	8 @ 13.33	120	3360	\$7.00	\$94.64	\$719.82	\$6.75
SPECIAL ORDER PAVERS		SQ. FT.	LAY/SF	UNITS	WEIGHT	PIECE	LAYER	PALLET	PRICE (SF)
GRAND TRANQUILITY	RANDOM	81.28	8 @ 10.16	16 8X16	2640	\$37.00	\$72.64	\$552.70	\$6.80
				16 16X16					
				16 16X24					
GRAND FUSION	RANDOM	81.28	8 @ 10.16	16 8X16	2656	\$37.00	\$72.64	\$552.70	\$6.80
				16 16X16					
				16 16X24					
GLOWPATH PAVERS	4X8	101.28	8 @ 12.66	472	3360	\$5.00	\$244.97	\$1,924.32	\$19.00
	24X24	64	4 @ 16	16	1048	\$82.00	\$325.60	\$1,280.00	\$20.00
DESTINATION	RANDOM	88.88	8 @ 11.11	72	2700	\$11.00	\$94.99	\$728.82	\$8.20
ESSENCE WOOD PLANK	RANDOM	85.92	8 @ 10.74	144	3216	\$6.00	\$93.44	\$717.43	\$8.35
H2O PRO	4X8	88	11 @ 8	400	3100	\$2.00	\$57.60	\$602.80	\$6.85
	8X8	106.64	8 @ 13.33	240	3695	\$4.00	\$95.98	\$730.48	\$6.85
	8X16	106.64	8 @ 13.33	120	3640	\$7.00	\$95.31	\$725.15	\$6.80
VANTAGE 4X8	4X8	101.28	8 @ 12.66	472	3360	\$2.00	\$90.52	\$688.70	\$6.80
VANTAGE	RANDOM	99.6	8 @ 12.45	80 4x8	3280	\$9.00	\$89.02	\$677.28	\$6.80
				80 8x8					
				80 8x12					
GRAND VANTAGE	RANDOM	81.28	8 @ 10.16	16 8X16	2656	\$37.00	\$72.64	\$552.70	\$6.80
				16 16X16					
				16 16X24					
SENTINEL DISCOVER	RANDOM	99.6	8 @ 12.45	80 4x8	3280	\$14.00	\$134.46	\$1,040.82	\$10.45
			80 8x8						
			80 8x12						
SENTINEL GRAND DISCOVER	RANDOM	81.28	8 @ 10.16	16 8X16	2720	\$55.00	\$109.73	\$849.38	\$10.45
				16 16X16					
				16 16X24					
SENTINEL GRAND DISCOVER XL	16X32	85.36	8 @ 10.67	24	2640	\$39.00	\$115.24	\$892.01	\$10.45
SENTINEL GRAND TRANQUILITY	RANDOM	81.28	8 @ 10.16	16 8X16	2640	\$55.00	\$109.73	\$849.38	\$10.45
				16 16X16					
				16 16X24					
SENTINEL GRAND FUSION	RANDOM	81.28	8 @ 10.16	16 8X16	2656	\$55.00	\$109.73	\$849.38	\$10.45
				16 16X16					
				16 16X24					
SENTINEL ELEMENTS	4X8	101.28	8 @ 12.66	472	3360	\$3.00	\$136.73	\$1,058.38	\$10.45
	8X16	106.64	8 @ 13.33	120	3360	\$10.00	\$143.30	\$1,109.06	\$10.40
SENTINEL LEGACY	STD	74.9	8 @ 9.36	608	2440	\$2.00	\$101.09	\$782.71	\$10.45
















IN-STOCK WALLS		SQ. FT.	LAY/SF	UNITS	WEIGHT	LAYER	PALLET	PRICE	
TRIBUTE SMOOTH	WALL	40	5 @ 8	40	2600		\$110.00	\$550.00	\$13.75
	CORNER	40	5 @ 8	40	2600		\$110.00	\$550.00	\$13.75
	PINS/BOX			500				\$175.00	\$0.35
SMOOTH CAPS	13.63"X18"	72	8 @ 6	48	2668		\$80.10	\$640.80	\$13.35
SPECIAL ORDER WALLS		SQ. FT.	LAY/SF	UNITS	WEIGHT	LAYER	PALLET	PRICE	
TRIBUTE SPLIT FACE*	WALL	24.12	4 @ 9	36	2736		\$94.05	\$376.20	\$10.45
	DBL SIDE	24.12	4 @ 9	36	2736		\$107.55	\$430.20	\$11.95
	CORNER		4 @ 18	72	2736		\$98.10	\$392.40	\$5.45
	PINS/BOX			500				\$175.00	\$0.35
UNITY*	MEDIUM	42.24	8 @ 5.25	128	3072		\$32.55	\$793.60	\$6.20
	LARGE	40	8 @ 5	80	3784		\$46.25	\$740.00	\$9.25
SUMMIT SMOOTH*	MEDIUM	43.2	8 @ 20	160	3520		\$85.00	\$680.00	\$4.25
	LARGE	44.4	8 @ 15	120	3400		\$85.50	\$684.00	\$5.70
	TAPER	45.36	7 @ 24	168	2949		\$100.80	\$705.60	\$4.20
SUMMIT TUMBLED*	MEDIUM	43.2	8 @ 20	160	3520		\$91.00	\$728.00	\$4.55
	LARGE	44.4	8 @ 15	120	3400		\$98.25	\$786.00	\$6.55
	TAPER	45.36	7 @ 24	168	2949		\$106.80	\$747.60	\$4.45
WINSTON STRAIGHT SPLIT*	WALL	32.85	5 @ 9	45	3340		\$89.10	\$445.50	\$9.90
	CORNER	32.4	5 @ 18	90	3340		\$96.30	\$481.50	\$5.35
INTEGRITY*	WALL	36	4 @ 9	36	2772		\$99.00	\$396.00	\$11.00
	CORNER	36	4 @ 18	72	2772		\$107.10	\$428.40	\$5.95
COUNTY BLOCK*	WALL	42	4 @ 16	64	3264		\$192.00	\$768.00	\$12.00
	CORNER	42	4 @ 32	128	4544		\$238.40	\$953.60	\$7.45
	PINS/BOX			500				\$175.00	\$0.35
SPLIT FACE CAPS*	TRAPEZOID	83.78	7 @ 9	63	2961		\$92.70	\$648.90	\$10.30
	13.63"X18"	99	11 @ 6	66	3670		\$63.00	\$693.00	\$10.50
WETCAST CAPS*	24X24		1 @ 8	8	1042		\$1,653.20	\$1,653.20	\$206.65
	30X30		1 @ 6	6	1224		\$1,911.60	\$1,911.60	\$318.60
	14X30	45	1 @ 18	18	2156		\$2,338.20	\$2,338.20	\$129.90
	FIREPIT		2 @ 4	8	544		\$652.00	\$1,304.00	\$163.00
PRESTIGE*	14X24	32 LF	4 @ 4	16	1168		\$298.80	\$1,195.20	\$74.70
DEMI PRESTIGE*	8X14	96.04 LF	8 @ 18	144	3500		\$388.80	\$3,110.40	\$21.60
GRAND CREST*	8X14	96.04 LF	8 @ 18	144	3500		\$116.10	\$928.80	\$6.45
SPECIAL ORDER STEPS & FIREPITS				UNITS	WEIGHT		PALLET	PRICE	
PASSAGEWAY STEP*	48"			3	1491			\$565.35	\$188.45
GLOW PATH STEP *	48"			3	1491			\$794.85	\$264.95
LANDSCAPE STEP UNIT *	14X24			10	1680			\$357.00	\$35.70
OVERSIZE LANDSCAPE STEP UNIT*	25X48			4	3085			\$925.40	\$231.35
TRIBUTE FIREPIT*	36" SQ			1	1000				\$824.00
UNITY FIREPIT*	36" SQ			1	1000				\$789.95
SUMMIT SMOOTH FIREPIT*	36" SQ			1	1000				\$737.10
	39" CIR			1	1000				\$688.10
SUMMIT TUMBLED FIREPIT*	36" SQ			1	1000				\$754.55
	39" CIR			1	1000				\$688.10
IN-STOCK GLOW CHIPS								PRICE	
GLOW CHIPS								\$42.35	

IN-STOCK PAVERS		SQ. FT.	SEC/SF	UNITS	WEIGHT	PIECE	SECTION	PALLET	PRICE (SF)	
COLONNADE 	COMBO 3X6/6X6	104	8 @ 13	144 360	3X6 6X6	2925	\$2.00	\$87.75	\$665.60	\$6.40
	6X9	105	8 @ 13.13	288		2826	\$3.00	\$88.63	\$672.00	
	9X9*	98	5 @ 19.6	180		2750	\$4.00	\$132.30	\$627.20	
	9X12*	104	4 @ 26	144		2936	\$5.00	\$175.50	\$665.60	
		SQ. FT.	LAY/SF	UNITS	WEIGHT	PIECE	LAYER	PALLET	PRICE (SF)	
CLASSIC 4X8 ~ 	4X8	106	9 @ 11.8	486	2900	\$2.00	\$70.21	\$593.60	\$5.60	<small>CHESTNUT ONYX CHAMPAGNE MARBLE GREY</small>
	4X8	106	9 @ 11.8	486	2900	\$2.00	\$75.52	\$641.30	\$6.05	
NUEVA 60MM ~ 	8X16	103.4	8 @ 12.9	120	2912	\$7.00	\$103.85	\$796.18	\$7.70	
	RANDOM	103.4	8 @ 12.9	24 24 16	8X16 16X16 16X24	2940	\$13.00	\$103.85		\$796.18
	12X24 *	104.6	9 @ 11.6	54		3017	\$16.00	\$93.38		\$805.42
	16X32*	103.7	10 @ 10.4	30		2940	\$30.00	\$88.92		\$850.34
	XL* 60MM	116.3	10 @ 11.6	20		3200	\$50.00	\$98.60		\$947.85
RIALTO 60MM ~ 	8X16	103.4	8 @ 12.9	120	2912	\$7.00	\$103.85	\$796.18	\$7.70	
	RANDOM	103.4	8 @ 12.9	24 24 16	8X16 16X16 16X24	2940	\$13.00	\$103.85		\$796.18
	16X24	103.4	8 @ 12.9	40		2952	\$21.00	\$103.85		\$796.18
RIDGEFIELD SMOOTH ~ 	LARGE COMBO	93	8 @ 11.6	32 32 32	8X12 12X12 12X16	3004	\$7.00	\$80.04	\$609.15	\$6.55
	8X12	104	8 @ 13	160		3340	\$5.00	\$89.70	\$681.20	
	12X16	93	8 @ 11.6	72		2990	\$9.00	\$80.04	\$609.15	
SPECIAL ORDER PAVERS		SQ. FT.	LAY/SF	UNITS	WEIGHT	PIECE	LAYER	PALLET	PRICE (SF)	
BONAIRE* ~	4X4	64	6 @ 10.7	594	1760	\$2.00	\$111.28	\$643.20	\$10.05	
ENVIRO MIDORI* ~	RANDOM	74.4	6 @ 12.4	80 54 24	5X10 10X10 10X15	2675	\$6.00	\$99.82	\$572.88	\$7.70
ETERNA*~ 	100X300	64	6 @ 10.7	198	2979	\$6.00	\$184.58	\$1,081.60	\$16.90	
	100X400	57	6 @ 9.5	132	2648	\$8.00	\$163.88	\$963.30		
	200X600	62	6 @ 10.3	48	2889	\$23.00	\$177.68	\$1,047.80		
	400X600	64.6	5 @ 12.9	25	3012	\$45.00	\$222.53	\$1,091.74		
EVERTON* ~	RANDOM	111.6	9 @ 12.4	72 36 72	5X10 10X10 10X15	3184	\$7.00	\$73.78	\$624.96	\$5.60
MARKET PAVER 60MM*~	4X8	104.6	9 @ 11.6	486	3020	\$2.00	\$98.60	\$852.49	\$8.15	
MARKET PAVER 80MM* ~	4X8	69.8	6 @ 11.6	324	2684	\$3.00	\$142.68	\$834.11	\$11.95	
MOLINA 60MM* ~ 	RANDOM	93	8 @ 11.6	24 16 24	12X12 12X18 12X24	2790	\$13.00	\$99.18	\$762.60	\$8.20
	12X24	93	8 @ 11.6	48		2796	\$17.00	\$99.18	\$762.60	
	6X12	93	8 @ 11.6	192		2740	\$5.00	\$99.18	\$762.60	
	DATE FERRO	93	8 @ 11.6	192		2740	\$6.00	\$140.36	\$1,092.75	
	24X24	77.5	10 @ 7.8	20		2346	\$39.00	\$76.83	\$736.25	
MOLINA 80MM*~ 	RANDOM	69.8	6 @ 11.6	18 12 18	12X12 12X18 12X24	2720	\$18.00	\$138.62	\$809.68	\$11.60
	12X24	69.8	6 @ 11.6	36		2778	\$24.00	\$138.62	\$809.68	
	6X12	69.8	6 @ 11.6	144		2689	\$6.00	\$138.62	\$809.68	
	6X12	69.8	6 @ 11.6	144		2689	\$9.00	\$197.78	\$1,165.66	
MONTEBELLO*~	RANDOM	93	8 @ 11.6	32 32 32	8X12 12X12 12X16	3004	\$9.00	\$99.18	\$762.60	\$8.20
	8X12	104	8 @ 13	160		3340	\$6.00	\$111.15	\$852.80	
NUEVA 80MM*~ 	SM REC	77.5	6 @ 12.9	90	2902	\$8.00	\$119.33	\$689.75	\$8.90	
	RANDOM	77.5	6 @ 12.9	18 18 12	8X16 16X16 16X24	2930	\$15.00	\$119.33		\$689.75
	XL REC	83	8 @ 10.4	24		3136	\$33.00	\$96.20		\$738.70
RIALTO 80MM* ~ 	8X16	77.5	6 @ 12.9	90	2902	\$8.00	\$119.33	\$689.75	\$8.90	
	RANDOM	77.5	6 @ 12.9	18 18 12	8X16 16X16 16X24	2930	\$15.00	\$119.33		\$689.75
	16X24	77.5	6 @ 12.9	30		2930	\$24.00	\$119.33		\$689.75
VILLANOVA 80MM*~ 	SM REC	76.5	6 @ 12.75	90	2856	\$8.00	\$119.85	\$692.33	\$9.05	
	RANDOM	76.5	6 @ 12.75	18 18	16X16 16X24	2898	\$20.00	\$119.85		\$692.33
RIDGEFIELD PLUS*~	LARGE COMBO	93	8 @ 11.6	32 32 32	8X12 12X12 12X16	3004	\$7.00	\$80.04	\$609.15	\$6.55
	8X12	104	8 @ 13	160		3340	\$5.00	\$89.70	\$681.20	
STRASSA* ~	6X12	104.7	9 @ 11.6	216	2880	\$5.00	\$98.60	\$853.31	\$8.15	
YORKVILLE SLAB*~	RANDOM	103.4	8 @ 12.9	24 24 16	8X16 16X16 1X24	2940	\$14.00	\$110.30	\$847.88	\$8.20
	8X16	103.4	8 @ 12.9	120		2912	\$8.00	\$110.30	\$847.88	

~ SECTIONED IN LAYERS

ADD \$.35/SF FOR SECTIONING

*SPECIAL ORDER - CALL FOR DETAILS
















IN-STOCK WALLS & STEPS		SQ. FT.	LIN. FT.	SEC/UNIT	UNITS	WEIGHT	SECTION	PALLET	PRICE
LAREDO 	STD	30.3	95.3	4 @ 25	100	2800	\$143.75	\$575.00	\$5.75
	TAPERED	27.1	75.8	6 @ 25	150	2700	\$96.25	\$577.50	\$3.85
LAREDO SMOOTH* 	STD	25.5	80	4 @ 21	84	2352	\$121.80	\$487.20	\$5.80
MODAN~ 	COMBO	28.1	78	3 @ 9.4	12 EA	2884	\$199.28	\$595.72	\$21.20 / SF
	CNR/LIN	25	69.3	3 @ 16	48	2544	\$157.60	\$472.80	\$9.85
	COPING	106.4	47.2	9 @ 6	54	3105	\$112.20	\$1,009.80	\$18.70 / EA
MODECO ONE ~ 	STD	27.9	95.7	6 @ 30	180	2520	\$114.00	\$684.00	\$3.80
ORTANA ~ 	STD*	19.4	39.4	3 @ 20	60	2760	\$158.00	\$474.00	\$7.90
	TAPERED	19.4	39.4	3 @ 20	60	2400	\$158.00	\$474.00	\$7.90
	CORNER	38.5	78.8	4 @ 12	48	2256	\$123.60	\$494.40	\$10.30
	1' COPING	17.7	72	6 @ 12	72	2520	\$84.60	\$507.60	\$7.05
	2' COPING	11.8	48	6 @ 4	24	1680	\$57.80	\$346.80	\$14.45
NUEVA 150* ~ 	COMBO	26	52.5	4 @ 6.5	32	3200	\$144.63	\$578.50	\$22.25 / SF
	CORNER	29.1	59	4 @ 15	60	2880	\$217.50	\$421.95	\$14.50
	COPING	11.6	47.2	8 @ 3	24	1872	\$41.40	\$331.20	\$13.80
	ELITE COPING	11.6	47.2	8 @ 3	24	1872	\$55.20	\$441.60	\$18.40
NUEVA PILLAR CAP	24X24			6 @ 2	12	1560	\$159.80	\$958.80	\$79.90 / EA
NUEVA STEP 48** ~	UNIT	7.8	15.7	1 @ 4	4	1440	\$495.20	\$495.20	\$123.80 / EA
SPECIAL ORDER WALLS		SQ. FT.	LIN. FT.	SEC/UNIT	UNITS	WEIGHT	SECTION	PALLET	PRICE
AMBASSADOR WALL*~	WEDGE	20.71	42.3	4 @ 8	32	1760	\$100.00	\$400.00	\$12.50
	CORNER	23.3	47.6	3 @ 12	36	2160	\$158.40	\$475.20	\$13.20
NUEVA 75*~ 	COMBO	19.5	78	6 @ 3.3	48	2589	\$74.25	\$438.75	\$22.50 / SF
	COPING	11.6	47.2	8 @ 3	24	1872	\$41.40	\$331.20	\$13.80
PROTERRA SMOOTH*~ 	STD**	18	29.5	3 @ 3	9	3150	\$269.10	\$807.30	\$89.70
	COMBO**	12	19.6	3 @ 2	6	3150	\$531.80	\$1,595.40	\$265.90
	TRIPLE	6	9.8	3 @ 1	3	3150	\$269.05	\$807.15	\$269.05
	CORNER**	24.6	40.6	3 @ 3	9	3150	\$376.80	\$1,130.40	\$125.60
	COPING / STEP**	12	19.6	3 @ 2	6	2388	\$230.90	\$692.70	\$115.45
	CORNER COPING**	17.1	28.1	3 @ 2	6	2400	\$263.10	\$789.30	\$131.55
PROTERRA SPLIT*~ 	STD**	18	29.5	3 @ 3	9	3150	\$269.10	\$807.30	\$89.70
	COMBO**	12	19.6	3 @ 2	6	3150	\$531.80	\$1,595.40	\$265.90
	CORNER**	22.4	36.9	3 @ 3	9	2772	\$376.80	\$1,130.40	\$125.60
	COPING / STEP**	12	19.6	3 @ 2	6	2388	\$230.90	\$692.70	\$115.45
	CORNER COPING**	15.6	25.7	3 @ 2	6	2088	\$262.40	\$787.20	\$131.20
RIALTO WALL* ~	COMBO	19.5	39.4	4 @ 4.87	24	2368	\$109.58	\$438.75	\$22.50 / SF
	CORNER	29.1	31.5	4 @ 8	32	1600	\$118.00	\$429.23	\$14.75
SPECIAL ORDER COPING		SQ. FT.	LIN. FT.	SEC/UNIT	UNITS	WEIGHT	SECTION	PALLET	PRICE
CASSINA* 	12X12	60	60	3 @ 20	60	1980	\$164.00	\$492.00	\$8.20 / EA
OASIS*~	COPING	85	72	9 @ 4	36	2448	\$83.80	\$754.20	\$20.95 / EA
SPECIAL ORDER SLABS, CURBS, STEPS		SQ. FT.	LIN. FT.	SEC/UNIT	UNITS	WEIGHT	SECTION	PALLET	PRICE
ARIA STEP* ~	UNIT	8.5	15.75	1 @ 4	4	1600	\$542.80	\$542.80	\$135.70 / EA
FRONTERRA*~ 	UNIT		125.1	4 @ 27	108	2948	\$218.70	\$874.80	\$8.10 / EA
GARDENIA LINEAR 	UNIT	31	63	4 @ 8	32	2848	\$130.40	\$521.60	\$16.30 / EA
	CNR	51.6	104.4	4 @ 16	64	2880	\$162.40	\$649.60	\$10.15 / EA
NUEVA CURB*~ 	UNIT		126	4 @ 16	64	2486	\$232.00	\$928.00	\$14.50 / EA
RIALTO STEP 48** ~	UNIT	7.8	15.7	1 @ 4	4	1440	\$542.80	\$542.80	\$135.70 / EA
FIRE PITS									PRICE
LAREDO FIRE PIT	INCLUDES:	51 TPR LAREDO BLOCK 1 30" FIRE RING							\$253.10



















STANDARD	ELITE*
ANTIQUE, LAKESHORE, LIMESTONE, PEWTER, RED, RUSTIC, SANDSTONE, SLATE, WALNUT	ALABASTER*, AU GRES*, BIRCHWOOD*, BUNNIP*, CEDARVILLE*, COFFEE BUNEWOOD*, GRAYLING*, IRONWOOD*, JET BLACK*, MACKINAC*, PETOSKY*, POLAR ASH*, SEASHELL*, STERLING SMOKE, SUMMER WHEAT*, WHITESTONE

IN-STOCK PAVERS	SQ. FT.	SEC/ SF	UNITS	WEIGHT	PIECE	SECTION	PALLET	PRICE (SF)	
HOLLAND SERIES 	4X8	108	6 @ 18	486	3024	\$2.00	\$84.60	\$469.80	\$4.35 STD COLORS
	8X8*	96	6 @ 16	216	2688	\$3.00	\$99.20	\$561.60	
	12X12*	72	4 @ 18	72	2016	\$7.00	\$112.50	\$424.80	
	4X8	108	6 @ 18	486	3024	\$2.00	\$122.40	\$696.60	\$6.45 ELITE COLORS
	8X8*	96	6 @ 16	216	2688	\$4.00	\$132.80	\$763.20	
	12X12*	72	4 @ 18	72	2016	\$9.00	\$151.20	\$579.60	
VINTAGE SERIES* 	CIRCLE*	35.5			994			\$186.38	\$5.25 STD COLORS
	SQUARE	80	9 @ 8.89	432 SQ SM	2240	\$1.00	\$49.78	\$420.00	
	LG REC	80	6 @ 13.33	336	2240	\$2.00	\$74.65	\$420.00	
SPECIAL ORDER PAVERS	SQ. FT.	SEC/SF	UNITS	WEIGHT	PIECE	SECTION	PALLET	PRICE (SF)	
BAY STONE* 	XL REC	90	5 @ 17.92	280	2509	\$2.00	\$110.21	\$522.00	\$5.80 STD COLORS
	LG SQ	97	5 @ 19.4	160	2716	\$4.00	\$119.31	\$562.60	
	MEGA LG REC	90	3 @ 30	96	2688	\$6.00	\$184.50	\$522.00	
	XL REC	90	5 @ 17.92	280	2509	\$3.00	\$144.26	\$693.00	\$7.70 ELITE COLORS
	LG SQ	97	5 @ 19.4	160	2716	\$5.00	\$156.17	\$746.90	
	MEGA LG REC	90	3 @ 30	96	2688	\$8.00	\$241.50	\$693.00	
SUPERIOR BAYSTONE*~	RANDOM	90	5 @ 17.92	280	2509	\$2.00	\$110.21	\$522.00	\$5.80 STD COLORS
	RANDOM	90	5 @ 17.92	280	2509	\$3.00	\$147.84	\$711.00	\$7.90 ELITE COLORS
OLD WORLD HOLLAND	4X8	108	6 @ 18	486	3024	\$2.00	\$129.60	\$739.80	\$6.85 STD
OLD WORLD VINTAGE 	SQUARE	80	9 @ 8.89	504	2240	\$2.00	\$65.34	\$560.00	\$7.00 STD COLORS
	LG REC	80	6 @ 13.33	336	2240	\$2.00	\$97.98	\$560.00	
	XL REC	90	5 @ 17.92	280	2509	\$3.00	\$131.71	\$630.00	
	DL REC	91	5 @ 18.2	200	2548	\$4.00	\$133.77	\$637.00	
	LG SQ	97	5 @ 19.4	160	2716	\$5.00	\$142.59	\$679.00	\$7.30 CIRCLE
	CIRCLE*	35.5			994			\$259.15	
	SQUARE	80	9 @ 8.89	504	2240	\$2.00	\$82.68	\$716.00	\$8.95 ELITE COLORS
	LG REC	80	6 @ 13.33	336	2240	\$3.00	\$123.97	\$716.00	
	XL REC	90	5 @ 17.92	280	2509	\$3.00	\$166.66	\$805.50	
	DL REC	91	5 @ 18.2	200	2548	\$5.00	\$169.26	\$814.45	
	LG SQ	97	5 @ 19.4	160	2716	\$6.00	\$180.42	\$868.15	
	CIRCLE*	35.5			994			\$328.38	\$9.25 CIRCLE
NEW 6X6	6X6	92	7 @ 13.14	378	2352	\$3.00	\$121.55	\$818.80	\$8.90 ELITE
NEW SYMETRY	SYMETRY	84	4 @ 21	288	2576	\$3.00	\$144.90	\$550.20	\$6.55 STD
ECO CLASSIC PERM*		76.3	7 @ 10.9	252 FULL 56 HALF	2719	\$2.00	\$71.94	\$476.88	\$6.25 / SF
MONOSLAB*		95.76		36	3031	\$18.30		\$658.80	\$18.30 / EA
COPING STONE*		41.34	38.61 LF	117	1170	\$3.30		\$386.10	\$3.30 / EA

IN-STOCK WALLS		SQ. FT.	LIN. FT.	SEC/UNIT	UNITS	WEIGHT	SECTION	PALLET	PRICE		
GARDEN WALL 	4" X 12" X 8"	31.68	96	4 @ 24	96	2352	\$90.00	\$360.00	\$3.75		
	FIREPIT	INCLUDES					27 1	GARDEN WALL 24" FIRE RING		\$150.00	FIREPIT
GLEN STONE SMOOTH* 16 RADIUS BLOCK PER 4' CIRCLE 	STD	31.68	96	4 @ 24	96	3072	\$70.80	\$283.20	\$2.95	STD COLORS	
	RADIUS	31.68	85.44	4 @ 24	96	2645	\$145.20	\$580.80	\$6.05		
	BULLNOSE	21.12	64.32	4 @ 24	96	2858	\$145.20	\$580.80	\$6.05		
	STD	31.68	96	4 @ 24	96	3072	\$120.00	\$480.00	\$5.00	ELITE IRONWOOD ST SMOKE WHITESTONE	
	RADIUS	31.68	85.44	4 @ 24	96	2645	\$180.00	\$720.00	\$7.50		
	BULLNOSE	21.12	64.32	4 @ 24	96	2858	\$180.00	\$720.00	\$7.50		
OLD WORLD GLEN STONE 16 RADIUS BLOCK PER 4' CIRCLE 	STD	31.68	96	4 @ 24	96	3072	\$130.80	\$523.20	\$5.45	STD COLORS	
	RADIUS	31.68	85.44	4 @ 24	96	2645	\$240.00	\$960.00	\$10.00		
	STD	31.68	96	4 @ 24	96	3072	\$182.40	\$729.60	\$7.60	ELITE BURGUNDY CHESTNUT IRONWOOD ST SMOKE	
	RADIUS	31.68	85.44	4 @ 24	96	2645	\$297.60	\$1,190.40	\$12.40		
VERAZZO* 	BLOCK	26.1	52.2	3 @ 15	45	3272	\$175.50	\$526.50	\$11.70	STD COLORS	
	CORNER	32.16	63.84	3 @ 16	48	3015	\$387.20	\$1,161.60	\$24.20		
	BLOCK	26.1	52.2	3 @ 15	45	3272	\$218.25	\$654.75	\$14.55	ELITE CHESTNUT GRAPHITE	
	CORNER	32.16	63.84	3 @ 16	48	3015	\$428.00	\$1,284.00	\$26.75		
SPECIAL ORDER WALLS		SQ. FT.	LIN. FT.	SEC/SET	SETS	WEIGHT	SECTION	PALLET	PRICE		
STONEGATE SMOOTH* 	SET	28	50	4 @ 5	20	2928	\$129.00	\$516.00	\$25.80	STD COLORS	
	SET	28	50	4 @ 5	20	2928	\$158.75	\$635.00	\$31.75	ELITE ALABASTER GRAPHITE	
OLD WORLD STONEGATE* 	SET	28	50	4 @ 5	20	2928	\$228.25	\$913.00	\$45.65	STD COLORS	
	SET	28	50	4 @ 5	20	2928	\$262.00	\$1,048.00	\$52.40	ELITE ALABASTER GRAPHITE	
		SQ. FT.	LIN. FT.	SEC/UNIT	UNITS	WEIGHT	SECTION	PALLET	PRICE		
FIREPIT SMOOTH* 9 BLOCK PER 3' CIRCLE 12 BLOCK PER 4' CIRCLE 	UNIT	40.5	87.75	3 @ 25	75	2910	\$272.50	\$817.50	\$10.90		
	3' FIRE	INCLUDES					18 12 1	SMOOTH FIREPIT BLOCK SMOOTH GLEN STONE RADIUS 36" FIREPIT RING		\$338.55	3' FIREPIT
	4' FIRE	INCLUDES					24 16 1	SMOOTH FIREPIT BLOCK SMOOTH GLEN STONE RADIUS 48" FIREPIT RING		\$453.90	4' FIREPIT
OLD WORLD FIREPIT * 12 BLOCK PER 4' CIRCLE 	UNIT	40.5	87.75	3 @ 25	75	2910	\$486.25	\$1,458.75	\$19.45		
	4' FIRE	INCLUDES					24 16 1	OW FIREPIT BLOCK OW GLEN STONE RADIUS 48" FIREPIT RING		\$722.30	4' FIREPIT
LENZA* 	UNIT	62	75	5 @ 10	50	3200	\$111.00	\$555.00	\$11.10	STD COLORS	
	UNIT	62	75	5 @ 10	50	3200	\$136.00	\$680.00	\$13.60	ELITE COLDWATER	
COMPACS* 	ANGLED	36	54	3 @ 12	36	2808	\$181.80	\$545.40	\$15.15	STD COLORS	
	STRAIGHT	36	54	3 @ 12	36	2844	\$162.00	\$486.00	\$13.50		
	8" CORNER	30		3 @ 10	30	2580	\$264.50	\$793.50	\$26.45		
	CONTEMP	36	54	3 @ 12	36	2844	\$204.00	\$612.00	\$17.00		
	CONTEMP CNR	30		3 @ 10	30	3000	\$318.50	\$955.50	\$31.85	ELITE CARBON GRAPHITE	
	STRAIGHT	36	54	3 @ 12	36	2844	\$204.60	\$613.80	\$17.05		
	8" CORNER	30		3 @ 10	30	2580	\$315.50	\$946.50	\$31.55		
	CONTEMP	36	54	3 @ 12	36	2844	\$246.00	\$738.00	\$20.50		
CONTEMP CNR	30		3 @ 10	30	3000	\$385.50	\$1,156.50	\$38.55			
24" CAP UNITS* SMOOTH 	CAP	24	96	3 @ 16	48	3504	\$296.00	\$888.00	\$18.50	STD COLORS	
	CAP	24	96	3 @ 16	48	3504	\$331.20	\$993.60	\$20.70	ELITE CHESTNUT WHITESTONE	
UNIVERSAL CAP* SPLIT FACE 	CAP	24.64	84	4 @ 14	56	3472	\$182.70	\$730.80	\$13.05	STD COLORS	
	CAP	24.64	84	4 @ 14	56	3472	\$218.40	\$873.60	\$15.60	ELITE CHESTNUT WHITESTONE	
KEYSTONE FIBERGLASS PIN*					100	CASE		\$65.00	\$0.65		
STONEGATE SHOULDERED PIN*					100	CASE		\$75.00	\$0.75		
VERAZZO PIN*					50	BAG		\$32.50	\$0.65		

IN-STOCK PAVERS		SQ. FT.	SEC/SF	UNITS	WEIGHT	PIECE	SECTION	PALLET	PRICE (SF)
BEACON HILL FLAG~ 	RANDOM	104.91	9 @ 11.66	72	2879	\$14.00	\$106.11	\$917.96	\$8.75
BEACON HILL SMOOTH~ 	RANDOM	104.91	9 @ 11.66	72	2879	\$14.00	\$106.11	\$917.96	\$8.75 STD
	RANDOM	104.91	9 @ 11.66	72	2879	\$14.00	\$109.02	\$944.19	\$9.00 OPAL
	RANDOM	104.91	9 @ 11.66	72	3199	\$19.00	\$146.33	\$1,279.90	\$12.20 EASYCL
	SM REC	104.91	9 @ 11.66	135	2879	\$8.00	\$106.11	\$917.96	\$8.75 STD
	SM REC	104.91	9 @ 11.66	135	2879	\$10.00	\$146.33	\$1,279.90	\$12.20 EASYCL
	XL *	81.6	7 @ 11.66	14	2239	\$54.00	\$106.11	\$762.96	\$9.35 STD
	XL *	81.6	7 @ 11.66	14	3199	\$55.00	\$109.02	\$995.52	\$12.20 EASYCL
BRUSSELS 	HALF	99.79	7 @ 14.26	504	3195	\$2.00	\$108.38	\$723.48	\$7.25
	STD	95.94	6 @ 15.99	240	3072	\$4.00	\$121.52	\$695.57	
	XL	95.94	3 @ 31.98	120	3072	\$7.00	\$243.05	\$695.57	
	FULLNOSE	96	4 @ 24	192	2913	\$5.00	\$218.40	\$840.00	\$8.75 /LF
	FULLNOSE	96	4 @ 24	192	2913	\$6.00	\$242.40	\$936.00	\$9.75 DARK CHARCOAL
COPTHORNE~ 		89.2	8 @ 11.15	600	2349	\$3.00	\$190.67	\$1,494.10	\$16.75
COURTSTONE~ 		98.3	8 @ 12.29	384	2326	\$5.00	\$210.16	\$1,646.53	\$16.75
HOLLANDSTONE 	2 3/8"	106.2	6 @ 17.7	486	2914	\$2.00	\$93.81	\$525.69	\$4.95
	3 1/8**	82.6	6 @ 13.77	378	2985	\$2.00	\$89.51	\$507.99	\$6.15
HOLLAND PREMIER~	4X8	106.2	9 @ 11.8	486	2914	\$2.00	\$93.81	\$807.12	\$7.60 STD
SPECIAL ORDER PAVERS		SQ. FT.	SEC/SF	UNITS	WEIGHT	PIECE	SECTION	PALLET	PRICE (SF)
ARCANA*~ 	24X24	72	18 @ 4	18	1728	\$75.20	\$75.20	\$1,328.40	\$18.45
	18X24	54	18 @ 3	18	1296	\$56.40	\$56.40	\$996.30	
	12X24	36	18 @ 2	18	864	\$37.60	\$37.60	\$664.20	
ARTLINE*~ 	STD FINISH	93.25	8 @ 11.66	192	2963	\$5.00	\$111.94	\$862.56	\$9.25
	IL CAMPO	93.25	8 @ 11.66	192	2963	\$7.00	\$162.07	\$1,263.54	\$13.55
	UMBRIANO	93.25	8 @ 11.66	192	3310	\$10.00	\$218.04	\$1,711.14	\$18.35
BEACON HILL FLAG 80MM~	RANDOM	73.22	7 @ 10.46	56	2679	\$16.00	\$125.52	\$853.01	\$11.65
BEACON HILL SMOOTH 80MM~	RANDOM	73.22	7 @ 10.46	56	2679	\$16.00	\$125.52	\$853.01	\$11.65
BRISTOL VALLEY*~ 	RANDOM	116.57	10 @ 11.66	80	3113	\$19.00	\$146.92	\$1,427.98	\$12.25
HEX*~ 	HEX	73.92	8 @ 9.24	192	2450	\$4.00	\$89.17	\$687.46	\$9.30
IL CAMPO*~ 	4X8	94.4	8 @ 11.8	432	3014	\$4.00	\$164.02	\$1,279.12	\$13.55
MATTONI*~ 	2.25X9.25	111.6	10 @ 11.16	720	3063	\$2.00	\$127.78	\$1,238.76	\$11.10
NORDIC COBBLE*~ 	STD	98.25	10 @ 9.83	1080	2301	\$1.00	\$99.28	\$957.94	\$9.75
PREMIER 24X24*~	24X24	80	10 @ 8	20	1839	\$40.00	\$78.80	\$760.00	\$9.50
PROMENADE*~ 	8X24	51.67	5 @ 10.33	40	2391	\$22.00	\$168.90	\$826.72	\$16.00 STD FINISH
	4X16	51.67	5 @ 10.33	120	2440	\$8.00	\$168.90	\$826.72	
	4X12	58.13	5 @ 11.63	180	2659	\$6.00	\$190.15	\$930.08	
	8X24	51.67	5 @ 10.33	40	2391	\$23.00	\$182.32	\$893.89	\$17.30 IL CAMPO
	4X16	51.67	5 @ 10.33	120	2440	\$8.00	\$182.32	\$893.89	
	4X12	58.13	5 @ 11.63	180	2659	\$6.00	\$205.27	\$1,005.65	
	8X24	51.67	5 @ 10.33	40	2391	\$29.00	\$225.19	\$1,108.32	\$21.45 SERIES
	4X12	58.13	5 @ 11.63	180	2659	\$8.00	\$253.53	\$1,246.89	
4X12	93.04	8 @ 11.63	288	3140	\$7.00	\$236.09	\$1,856.15	\$19.95 ECO TERRA	
RICHCLIFF*~ 	RANDOM	90.3	8 @ 11.29	160	2472	\$10.00	\$193.06	\$1,512.53	\$16.75
	LG REC	82.39	8 @ 10.3	48	2411	\$30.00	\$176.13	\$1,380.03	

SPECIAL ORDER PAVERS		SQ. FT.	SEC/SF	UNITS	WEIGHT	PIECE	SECTION	PALLET	PRICE (SF)
SERIES*~ 	60MM 4X8	117.9	10 @ 11.8	540	3065	\$4.00	\$181.13	\$1,768.50	\$15.00
	80MM 4X12	93.04	8 @ 11.63	288	3404	\$5.00	\$178.52	\$1,590.98	\$17.10
SORENO*~ 	16X32	64.27	18 @ 3.57	18	1550	\$72.00	\$71.40	\$1,262.91	\$19.65
THORNBURY*~ 	RANDOM	88.61	8 @ 11.08	96	2837	\$9.00	\$106.92	\$824.07	\$9.30
TOWNHALL*~ 	STD	88.41	8 @ 11.05	320	2888	\$6.00	\$207.74	\$1,631.16	\$18.45
TREO SMOOTH*~ 	RANDOM	105.18	9 @ 11.69	189	2886	\$4.00	\$72.48	\$615.30	\$5.85 CLASSIC
	RANDOM	105.18	9 @ 11.69	189	2886	\$6.00	\$105.79	\$915.07	\$8.70 SMOOTH
TRIBECA COBBLE*~ 	RANDOM	97.53	8 @ 12.19	304	3021	\$5.00	\$189.55	\$1,482.46	\$15.20
UMBRIANO 60MM*~ 	RANDOM	94.14	9 @ 10.46	72	2583	\$23.00	\$176.77	\$1,558.02	\$16.55
	SM REC	94.2	9 @ 10.46	135	2583	\$12.00	\$176.77	\$1,559.01	
	18X36	52.31	6 @ 8.72	12	1436	\$74.00	\$147.37	\$865.73	
UMBRIANO 70MM*~ 	8X16	82.67	8 @ 10.33	96	2746	\$16.00	\$190.59	\$1,496.33	\$18.10
	8X24	82.67	8 @ 10.33	64	2647	\$24.00	\$190.59	\$1,496.33	
	12X24	93	8 @ 11.63	48	3142	\$36.00	\$214.57	\$1,683.30	
	24X24	62	8 @ 7.75	16	2055	\$72.00	\$142.99	\$1,122.20	
UMBRIANO 80MM*~ 	RANDOM	73.22	7 @ 10.46	56	2680	\$28.00	\$219.14	\$1,508.33	\$20.60
	7X14	73.24	7 @ 10.46	105	2680	\$15.00	\$219.14	\$1,508.74	
	4X12	93.04	8 @ 11.63	288	3404	\$7.00	\$243.65	\$1,916.62	
UMBRIANO 100MM*~ 	18X36	43.59	5 @ 8.72	10	1994	\$113.00	\$224.98	\$1,109.37	\$25.45
	36X36	43.59	5 @ 8.72	5	1994	\$225.00	\$224.98	\$1,109.37	
URBAN*~ 	9X9	98.08	9 @ 10.9	180	2692	\$6.00	\$106.82	\$926.86	\$9.45
	8X15	104.91	9 @ 11.66	135	2878	\$8.00	\$114.27	\$991.40	
	18X36	52.31	6 @ 8.72	12	1435	\$43.00	\$85.46	\$494.33	
WESTPORT* 	RANDOM	94.19	8 @ 11.77	160	2937	\$5.00	\$83.57	\$635.78	\$6.75
SPECIAL ORDER ECO-PAVERS		SQ. FT.	SEC/SF	UNITS	WEIGHT	PIECE	SECTION	PALLET	PRICE (SF)
ECO-HEX* ~ 	HEX	97.48	9 @ 10.83	216	2486	\$8.00	\$177.07	\$1,559.68	\$16.00
ECO-PRIORA*~ 	STD FINISH	75.95	7 @ 10.85	245	2778	\$3.00	\$77.58	\$516.46	\$6.80
	PREMIER	75.95	7 @ 10.85	245	2778	\$4.00	\$126.95	\$862.03	\$11.35
ECO-PROMENADE*~ 	4X12	81.38	7 @ 11.63	252	2978	\$5.00	\$171.54	\$1,171.87	\$14.40
TURF STONE*~ 	STD	80	8 @ 10	32	1975	\$15.00	\$57.00	\$428.00	\$5.35
SPECIAL ORDER PORCELAIN TILE		SQ. FT.		UNITS	WEIGHT			PALLET	PRICE (SF)
ARBOR	16X32	165.36		48	1538			\$1,868.57	\$11.30
CHAMONIX	24X24	248		64	2289			\$2,504.80	\$10.10
ESSENTIAL	24X24	248		64	2289			\$2,504.80	\$10.10
GOTHAM	24X24	248		64	2289			\$2,504.80	\$10.10
NATURE	24X24	248		64	2289			\$2,504.80	\$10.10
NEW ENGLAND	16X32	165.36		48	1538			\$1,868.57	\$11.30
	24X24	248		64	2289			\$2,504.80	\$10.10
QUARTZITE	16X32	165.36		48	1538			\$1,868.57	\$11.30
TRAVSTONE	24X24	248		64	2289			\$2,504.80	\$10.10
	16X32	165.36		48	1538			\$1,868.57	\$11.30
WEST 57TH	24X24	248		64	2289			\$2,504.80	\$10.10












IN-STOCK WALLS		SQ. FT.	LIN. FT.	SEC/UNIT	UNITS	WEIGHT	SECTION	PALLET	PRICE
BRUSSELS WALL	STD / CORNER	32	96	4 @ 24	96	3020	\$188.40	\$753.60	\$7.85
		32	96	4 @ 24	96	3020	\$213.60	\$854.40	\$8.90 <small>DARK CHARCOAL</small>
LINEO ~	RANDOM	29.92	89.06	3 @ 9.97	60	2643	\$233.80	\$701.62	\$23.45 / FF
	PILLAR	29.97		3 @ 9.99	90	2679	\$98.40	\$886.50	\$9.85
	PILLAR CAP			5 @ 1	5	1510	\$247.25	\$1,236.25	\$247.25
PISA	TAPERED~	20	40	3 @ 20	60	2580	\$168.00	\$504.00	\$8.40
	CORNER	20.17		4 @ 6	24	1320	\$96.30	\$385.20	\$16.05
	1' COPING	20.34	84	4 @ 21	84	2750	\$145.95	\$583.80	\$6.95
PISA SMOOTH XL~	XL TAPERED	20.67	42	4 @ 8	32	2508	\$117.60	\$470.40	\$14.70
	CORNER	46.52		4 @ 12	48	2780	\$140.40	\$561.60	\$11.70
	16" COPING	15.5	62.99	8 @ 6	48	2256	\$69.90	\$559.20	\$11.65
SPECIAL ORDER WALLS		SQ. FT.	LIN. FT.	SEC/UNIT	UNITS	WEIGHT	SECTION	PALLET	PRICE
ESTATE WALL*	RANDOM ~	31.25	62.3	5 @ 6.25	60	3040	\$199.06	\$995.31	\$31.85 / FF
	CORNER	20.83	41.6	4 @ 5 DBL	20 DBL	2264	\$186.00	\$744.00	\$37.20 /DBL
	COPING	18.74	66	3 @ 24	72	2392	\$286.80	\$860.40	\$11.95
ENDURA UNIVERSAL COPING*	COPING	17.44	75.9	8 @ 6	48	2747	\$154.50	\$1,236.00	\$25.75
ENDURA URBAN COPING* ~	19X36 CHAMF OR FULL	3.75	35.46	6 @ 2	12	1544	\$309.20	\$1,855.20	\$154.60
	24X14 CHAMF OR FULL	9.3	47.2	6 @ 4	24	1510	\$246.60	\$1,479.60	\$61.65
LEDGESTONE*~	PILLAR 24X24	3.28	10.04	5 @ 1	5	795	\$200.15	\$1,000.75	\$200.15
	PILLAR 29X29			5 @ 1	5	1030	\$248.60	\$1,243.00	\$248.60
	24" COP/ CE		24	4 @ 3	12	796	\$183.30	\$733.20	\$61.10
	30" COP/CE		30	4 @ 3	12	1128	\$236.85	\$947.40	\$78.95
	FIREPIT COP			6 @ 4	24	852	\$253.20	\$1,519.20	\$63.30
	FULLNOSE		26	13 @ 1	13	723	\$61.10	\$794.30	\$61.10
	48" STEP	5.91	12	3 @ 1	3	1721	\$420.75	\$1,262.25	\$420.75
	72" STEP	8.86	18	3 @ 1	3	2439	\$586.50	\$1,759.50	\$586.50
QUARRY SMOOTH*~	RANDOM	33.75		6 @ 5.63	90	2988	\$143.85	\$862.31	\$25.55 / FF
	CORNER	18.24		3 @ 6.08	48	1922	\$158.38	\$475.15	\$26.05 / FF
RIVERCREST* ~	RANDOM	24.3	130.69	8 @ 3.04	128	2015	\$146.38	\$1,170.05	\$48.15 / FF
	JUMPER	13.72	37.24	4 @ 3.43	64	2720	\$222.95	\$891.80	\$65.00 / FF
	CORNER	16.21		4 @ 4.05	40	1173	\$170.71	\$683.25	\$42.15 / FF
	CNR JMPR	13.55		2 @ 6.77	16	1280	\$264.71	\$529.81	\$39.10 / FF
	PILLAR BNDL				8	934		\$563.00	\$563.00
	FIRE PIT				1	1512		\$2,027.15	\$2,027.15
SIENA EDGE*~	STD/CNR	23.25	39.37	3 @ 4	12	3086	\$343.60	\$1,030.80	\$85.90
	COPING	23.25	39.37	3 @ 4	12	3086	\$343.60	\$1,030.80	\$85.90
SIENA STONE *~	48" COP / CE COP	14.43	23.7	3 @ 2	6	3420	\$316.50	\$949.50	\$158.25
	CORNER 45 OR 90	19.11		3 @ 2	6	3420	\$575.70	\$1,727.10	\$287.85
	STD 500	14.43	24	3 @ 2	6	3420	\$289.30	\$867.90	\$144.65
	STD 925	7.21	12	3 @ 1	3	3420	\$217.15	\$651.45	\$217.15
SIENA STONE SMOOTH *~	48" COP / CE COP	20.93	36	3 @ 3	9	3555	\$238.95	\$716.85	\$79.65
	CORNER 45 OR 90	15.71		3 @ 1	3	1944	\$161.40	\$484.20	\$161.40
	STD 375	20.93	36	3 @ 3	9	3546	\$238.95	\$716.85	\$79.65
SIENA SMOOTH STEP* ~	48" STEP	13.95	24	3 @ 2	6	3242	\$316.50	\$949.50	\$158.25
	72" STEP	6.97	11.81	2 @ 1	2	1596	\$291.05	\$582.10	\$291.05
U-CARA*~	BACKER STD	33.91	69.99	3 @ 35	105	2437	\$147.00	\$441.00	\$4.20
	BACKER LG	15.82	32.67	4 @ 14	56	2012	\$94.50	\$378.00	\$6.75
	3" SMOOTH FASCIA	63.2		6 @ 56	336	1453	\$114.80	\$688.80	\$2.05
	STD SM/PITCH/LAV/SUB	61.52	129.5	6 @ 14	84	1513	\$119.70	\$718.20	\$8.55
	CNR SM/PITCH/LAV/SUB	54.18	104.86	6 @ 7	42	1240	\$69.65	\$417.90	\$9.95
	STD UMBRIANO FASCIA	61.52		6 @ 14	84	1513	\$317.80	\$1,396.50	\$22.70 / FF
	UMBRIANO CORNER	54.18	104.86	6 @ 7	42	1240	\$224.00	\$1,344.00	\$32.00
3" SERIES FASCIA	59.32		6 @ 56	336	1501	\$1,439.20	\$1,524.52	\$25.70 / FF	
UNIVERSAL BASE UNIT*	UNIT		85.5		54	2502	\$0.00	\$496.80	\$9.20
UMBRIANO COPING*~	24X14 CHAMF OR FULL		47.2	6 @ 4	24	1510	\$312.40	\$1,874.40	\$78.10
FIREPLACES & GRILLS*	TUSCANY FIREPLACE				1	7150			\$15,607.25
	TUSCANY WOOD BOXES				1 PAIR	4005			\$7,245.80
	TUSCAN HEARTH				1	1170			\$3,301.15

~SECTIONED IN LAYERS








SPECIAL ORDER NATURAL STONE		SQ. FT.	SEC/SF	UNITS	WEIGHT	PALLET	PRICE (SF)
	12X24	180		24	2149	\$1,710.00	\$9.50
	18X24	186		36	2221	\$1,767.00	
	24X24	160		48	1910	\$1,520.00	
	24X36	180		72	2149	\$1,710.00	
	12X24	180		24	2149	\$2,016.00	\$11.20
	18X24	186		36	2221	\$2,083.20	
	24X24	160		48	1910	\$1,792.00	
	24X36	180		72	2149	\$2,016.00	
	RANDOM	120		32	2515	\$1,344.00	
	12X24	180		24	2149	\$2,628.00	\$14.60
	18X24	186		36	2221	\$2,715.60	
	24X24	160		48	1910	\$2,336.00	
	24X36	180		72	2149	\$2,628.00	
	12X24	180		24	2149	\$1,098.00	\$6.10
	18X24	186		36	2221	\$1,134.60	
	24X24	160		48	1910	\$976.00	
	24X36	180		72	2149	\$1,098.00	
	RANDOM	120		32	2315	\$732.00	
	12X24	180		24	2149	\$2,628.00	\$14.60
	18X24	186		36	2221	\$2,715.60	
	24X24	160		48	1910	\$2,336.00	
	24X36	180		72	2149	\$2,628.00	
SO NAT. STONE CAPS & STEPS		SQ. FT.	SEC/SF	UNITS	WEIGHT	PALLET	PRICE
	48X12 BULLNOSE			20	2557	\$2,569.00	\$128.45
	48X14 BULLNOSE			20	2116	\$2,952.00	\$147.60
	48X12 NAT EDGE			20	2116	\$2,569.00	\$128.45
	48X14 NAT EDGE			20	2557	\$2,952.00	\$147.60
	24X24 PILLAR			14	1914	\$1,566.60	\$111.90
	28X28 PILLAR			12	2513	\$1,809.60	\$150.80
	16X48 STEP			6	2526	\$1,804.20	\$300.70
		48X12 BULLNOSE			20	2557	\$3,079.00
48X14 BULLNOSE				20	2116	\$3,538.00	\$176.90
48X12 NAT EDGE				20	2116	\$3,079.00	\$153.95
48X14 NAT EDGE				20	2557	\$3,538.00	\$176.90
24X24 PILLAR				14	1914	\$2,280.60	\$162.90
28X28 PILLAR				12	2513	\$3,469.80	\$289.15
16X48 STEP				6	2526	\$2,008.20	\$334.70
		48X12 BULLNOSE			20	2557	\$3,419.00
	48X14 BULLNOSE			20	2116	\$3,929.00	\$196.45
	48X12 NAT EDGE			20	2116	\$3,419.00	\$170.95
	48X14 NAT EDGE			20	2557	\$3,929.00	\$196.45
	24X24 PILLAR			14	1914	\$2,756.60	\$196.90
	28X28 PILLAR			12	2513	\$3,186.60	\$265.55
	16X48 STEP			6	2526	\$2,161.20	\$360.20
		48X12 BULLNOSE			20	2557	\$3,419.00
48X14 BULLNOSE				20	2116	\$3,929.00	\$196.45
48X12 NAT EDGE				20	2116	\$3,419.00	\$170.95
48X14 NAT EDGE				20	2557	\$3,929.00	\$196.45
24X24 PILLAR				14	1914	\$2,756.60	\$196.90
28X28 PILLAR				12	2513	\$3,186.60	\$265.55
16X48 STEP				6	2526	\$2,161.20	\$360.20



IN-STOCK PAVERS		SQ. FT.	LAY/SF	UNITS	WEIGHT	PIECE	SECTION	PALLET	PRICE
SUPERIOR STEPPERS* 		52	16 @ 3.25	16	1300	\$41.20	\$41.20	\$659.20	\$41.20 / EA
SPECIAL ORDER PAVERS*		SQ. FT.	LAY/SF	UNITS	WEIGHT	PIECE	LAYER	PALLET	PRICE (SF)
ARCADIA* 		81.8	28 @ 3.9	28	1325	\$67.00	\$66.30	\$1,361.97	\$16.65
DIMENSIONAL FLAGSTONE 	RANDOM	98	8 @ 12.25	48	2350	\$24.00	\$142.10	\$1,102.50	\$11.25
	RANDOM	98	8 @ 12.25	48	2350	\$26.00	\$151.29	\$1,176.00	\$12.00 <small>BLUESTONE</small>
GAUGE PREMIER*		90	9 @ 10	18	1500	\$86.00	\$170.50	\$1,503.00	\$16.70
GRAND FLAGSTONE 		90	8 @ 11.25	30	2000	\$35.00	\$130.50	\$1,012.50	\$11.25
METRO*		112.5	3 @ 37.5	18	1850	\$107.00	\$637.50	\$1,873.13	\$16.65
NEW MISSION*	RANDOM	100	8 @ 12.5	200	3050	\$7.00	\$159.38	\$1,240.00	\$12.40
	RANDOM	100	8 @ 12.5	200	3050	\$7.00	\$170.63	\$1,330.00	\$13.30 <small>BLUESTONE</small>
TETRA	CLEFT	112.5	9 @ 12.5	18	1850	\$107.00	\$212.50	\$1,873.13	\$16.65
	THERMAL	112.5	9 @ 12.5	18	1850	\$107.00	\$212.50	\$1,873.13	\$16.65
IN-STOCK STEPS				UNITS	WEIGHT			PALLET	PRICE
3' DIMENSIONAL STEPS *WHILE SUPPLIES LAST* 				8	3050			\$1,119.60	\$139.95
4' DIMENSIONAL STEPS 				8	4050			\$1,408.00	\$176.00
6' DIMENSIONAL STEPS 				3	4000			\$804.00	\$268.00
7" IRREGULAR STEPS 				8	4200			\$1,613.60	\$201.70
SPECIAL ORDER STEPS*				UNITS	WEIGHT			PALLET	PRICE
4' XL DIMENSIONAL STEPS*				4	2750			\$768.20	\$192.05
5' DIMENSIONAL STEPS				4	3600			\$981.20	\$245.30
6' IRREGULAR STEPS*				3	3900			\$803.10	\$267.70
EMPIRE STEPS	3'			8	3050			\$1,187.60	\$148.45
	4'			6	3800			\$1,126.20	\$187.70
	5'			4	3400			\$915.40	\$228.85
	6'			3	1320			\$804.60	\$268.20
	8'			3	1375			\$1,006.50	\$335.50
	18" RISER			24	2200			\$823.20	\$34.30
	36" RISER			12	2000			\$778.80	\$64.90
HEARTWOOD STEP*				4	2450			\$795.60	\$198.90
SPECIAL ORDER FIRE PITS & FIREPLACES					WEIGHT			PRICE	
BELVEDERE FIRE PIT* 	STD				1320			\$1,107.80	
	SMOKELESS				13220			\$2,771.00	
	GAS				1410			\$2,069.65	
DIMENSIONAL FIRE PIT* 	STD				1130			\$781.95	
	SMOKELESS				1130			\$2,235.50	
	GAS				1260			\$1,820.90	
KODAH FIRE PIT* 	STD				1700			\$1,109.00	
	SMOKELESS				1830			\$2,507.50	
	GAS				1830			\$2,072.50	
FIRE PIT LINERS*	STD RND OR SQ				50			\$417.25	
	SMOKELESS ROUND				50			\$2,142.00	
	SMOKELESS SQUARE				50			\$1,861.50	

IN-STOCK WALLS		SQ. FT.	LIN. FT.	LAY/ SF	UNITS	WEIGHT	PIECE	LAYER	PALLET	PRICE	
DIMENSIONAL		STRAIGHT	25	75	5 @ 15	75	2100	\$9.10	\$136.50	\$682.50	\$9.10
KODAH		WALL	21	42	3 @ 7	18	2500	\$37.74	\$226.45	\$582.30	\$32.35 /SF
		CORNER	31.5		24 @ 1.3	24	2500	\$41.28	\$41.28	\$762.00	\$31.75 /SF
DIMENSIONAL CAP		24 X 24				6	800			\$711.60	\$118.60
		30 X 30* SP ORD				6	1400			\$948.90	\$158.15
		34 X 34				6	1800			\$1,123.20	\$187.20
DIMENSIONAL COPING		RANDOM		63	6 @ 10.5	36	2000	\$27.30	\$163.80	\$561.60	\$15.60 /LF
SPECIAL ORDER WALLS*		SQ. FT.	LIN. FT.	LAY/ SF	UNITS	WEIGHT	PIECE	LAYER	PALLET	PRICE	
BELVEDERE*	WALL	27		3 @ 9	72	2475	\$10.44	\$250.65	\$751.95	\$27.85 /SF	
	CORNER	24		16 @ 1.5	32	1520	\$20.59	\$41.18	\$658.80	\$27.45 /SF	
	COPING		66	6 @ 11	72	1550	\$13.06	\$156.75	\$940.50	\$14.25 /LF	
	COL. CAP				6	950			\$777.30	\$129.55	
CAMDEN CAP	24X24				6	700			\$1,091.70	\$181.95	
	28X28				6	950			\$1,207.80	\$201.30	
	34X34				6	1400			\$1,642.80	\$273.80	
CAMDEN COPING		48X12		60	5 @ 12	15	1550	\$468.60	\$1,405.80	\$1,757.25	\$117.15 /LF
GRAND LEDGE*	WALL	18	18	1 @ 18	4	4000	\$210.83	\$843.30	\$843.30	\$46.85 /SF	
	CORNER	21.6	14.9	1 @ 21.6	4	3350	\$247.32	\$989.28	\$989.28	\$45.80 /SF	
HEARTWOOD*	WALL	24.5		3 @ 8.17	18	2450	\$43.71	\$262.26	\$786.45	\$32.10 /SF	
OUTCROPPING*	A, B, C	18	A - 18 B - 22.5 C - 14	1 @ 18	A - 4 B - 6 C - 4	4000		\$790.20	\$790.20	\$43.90 / FF	
								\$808.20	\$808.20	*ADD 1.00/FF FOR HOOK	
	D	11	13	1 @ 11	3	3150	\$206.62	\$619.85	\$619.85	\$56.35 / FF	
	E	10.5	12	1 @ 10.5	3	3450	\$199.33	\$597.98	\$597.98	\$56.95 / FF	
	12" CORNER	19.5		3 @ 6.5	3	3600	\$284.38	\$284.38	\$853.13	\$43.75 / FF	
6" CORNER	11		4 @ 2.75	4	2015	\$120.31	\$120.31	\$481.25	\$43.75 / FF		
RICHLAND*	WALL	29		5 @ 5.8	50	2650	\$15.83	\$158.34	\$791.70	\$27.30 /SF	
	CORNER	29		4 @ 7.25	40	1850	\$19.79	\$197.93	\$791.70	\$27.30 /SF	
	COPING	29		5 @ 5.8	50	2650	\$15.83	\$158.34	\$791.70	\$27.30 /SF	
S.O. NATURAL STONE COPING*		SQ. FT.	LIN. FT.	LAY/ SF	UNITS	WEIGHT	PIECE	SECTION	PALLET	PRICE	
NATURAL BULLNOSE 12 X 24 X 2"	AZURE				40	2620			\$2,364.00	\$59.10 ANTIQUED	
	GLACIER				40	2620			\$2,364.00	\$59.10 ANTIQUED SAND BLAST	
	CHAMPAGNE				40	2620			\$3,044.00	\$76.10 ANTIQUED	
	DEVON				40	2620			\$2,364.00	\$59.10 ANTIQUED	
	SILVEREK				40	2620			\$3,248.00	\$81.20 ANTIQUED	
NATURAL EASED EDGE TBL 12 X 24 X 2"	PEWTER				40	2620			\$2,556.00	\$63.90 NAT CL	
	BELAIRE				40	2620			\$2,556.00	\$63.90 NAT CL	
	ONYX				40	2620			\$2,760.00	\$69.00 THERMAL	
NATURAL ROCKFACED TBL 12 X 24 X 2"	PEWTER				40	2620			\$2,228.00	\$55.70 NAT CL	
	BELAIRE				40	2620			\$2,228.00	\$55.70 NAT CL	
	ONYX				40	2620			\$2,624.00	\$65.60 THERMAL	
SO NATURAL STONE SLABS		SQ. FT	UNITS	WEIGHT	PIECE	SECTION	PALLET	PRICE (SF)			
MARBLE - FRENCH	AZURE			176		2980		\$2,428.80	\$13.80 ANTIQUED		
	GLACIER			176		2980		\$2,428.80	\$13.80 ANTIQUED SAND BLAST		
NATURAL CLEFT	PEWTER			165		2850		\$1,930.50	\$11.70 NAT CL		
	BELAIRE			165		2850		\$1,930.50	\$11.70 NAT CL		
TRAVERTINE - FRENCH	CHAMPAGNE			176		2850		\$2,428.80	\$13.80 ANTIQUED		
	DEVON			176		2850		\$2,420.00	\$13.75 ANTIQUED		
	SILVEREK			176		2850		\$2,587.20	\$14.70 ANTIQUED		
THERMAL - BASALT	BASALT			124		2850		\$1,996.40	\$16.10 THERMAL		
	ONYX			165		3000		\$2,433.75	\$14.75 THERMAL		

PRODUCT	SIZE	COLORS	SF / UNIT	UNITS	WEIGHT	PALLET	PRICE
BRICK PATTERN 	20" X 20"	NATURAL RED RED RANGE SHADOW BLEND SAHARA	2.67	60	44 LB / UNIT 2640 LB / PAL	\$426.00	\$7.10
COBBLE PATTERN 	20" X 20"	NATURAL RED RED RANGE SHADOW BLEND SAHARA	2.67	60	44 LB / UNIT 2640 LB / PAL	\$426.00	\$7.10
DIAMONDCAST 	24" X 24"	NATURAL	3.87	30	63 LB / UNIT 1890 LB / PAL	\$303.00	\$10.10
TERRA SQUARE 	24" X 24"	WOODLAND MOSS WEATHERED OAK	3.87	30	65 LB / UNIT 1950 LB / PAL	\$403.50	\$13.45
BUILDER SLAB 	16X24	NATURAL CHARCOAL BEIGE	2.58	60	45.5 LB / UNIT 2730 LB / PAL	\$357.00	\$5.95

PRODUCT	SIZE	COLORS	WEIGHT	PRICE
INUKSHUK LARGE 	24.5" TALL	ASSORTED	88.8 LB	\$73.30
INUKSHUK SMALL 	12" TALL	ASSORTED	10 LB	\$28.30
BIGFOOT 	(L) OR (R)	SANDALWOOD	15 LB	\$17.55
TURTLE SLAB 		PUTTY	13 LB	\$17.95
FOSSIL SLAB 		SISAL	19 LB	\$17.95
GARDEN LEAF 		CANYON	19 LB	\$17.95
ROMAN CIRCLE 		DUNE	19 LB	\$17.95
MAPLE WOOD 	14" DIA.		20 LB	\$15.85



NATURAL STONE

FLAGSTONES		PER LB	PER TON	
RANDOM CUT NATURAL FLAGSTONE	GREEN RIVER MIDNIGHT BLUE MOUNTAIN MIST SILVER MIST	\$0.46	\$530.10	
RANDOM CUT NATURAL VENEER	GREEN RIVER MIDNIGHT BLUE MOUNTAIN MIST SILVER MIST	\$0.46	\$530.10	
MSI FLAGSTONES	SIZE	PC/PAL	PIECE	PER PALLET
MOUNTAIN BLUESTONE 1" THICK	12X12	216	\$9.75	\$1,958.58
	12X24	108	\$19.45	\$1,953.56
	24X24	36	\$38.95	\$1,304.05
CARIBBEAN BLUE 1.25" THICK	12X12	180	\$5.90	\$987.66
	12X24	90	\$11.75	\$983.48
	24X24	30	\$23.60	\$658.44
MYSTIC BLACK 1.25" THICK	12X12	180	\$5.10	\$853.74
	12X24	90	\$10.20	\$853.74
	24X24	30	\$20.50	\$571.95
SANDSTONES		PER LB	PER TON	
MICHIGAN SANDSTONE THICK/THIN		\$0.46	\$282.15	
BOULDERS		PER LB	PER TON	
DECORATIVE BOULDERS		\$0.45	\$530.10	
MICHIGAN FIELDSTONE	ALL SIZES	\$0.28	\$195.00	

VEXCON	BASE	1 GAL PRICE	5 GAL PRICE
VEXCON PAVER RENU	SOLVENT	\$67.50	\$243.00



ADHESIVES		PRICE	CASE (12 CT)
GATOR BLACK	10 OZ	\$12.75	\$140.50
GATOR BLACK	28 OZ	\$22.25	\$255.90










SEALERS	BASE	1 GAL PRICE	5 GAL PRICE
SATIN LOOK	SOLVENT	\$84.25	\$380.25
WET LOOK	SOLVENT	\$95.00	\$434.75
LOW GLOSS	WATER	\$74.75	\$342.50
HIGH GLOSS	WATER	\$83.00	\$387.50

ACCESSORIES	PRICE
SMALL CAULK GUN	\$10.50
LARGE CAULK GUN	\$15.00
3/4" KNAP ROLLER COVER	\$5.50
ROLLER FRAME	\$3.99
EXTENSION HANDLE	\$8.50

CLEANERS		PRICE	5 GAL PRICE
EFFLORESCENCE REMOVER		\$53.50	\$191.25
STRIPPER		\$137.25	\$589.00
SHAMPOO		\$48.25	\$181.75
OIL REMOVER	QUART	\$24.50	
RUBBER, PAINT & TAR REMOVER	QUART	\$34.00	
RUST REMOVER	QUART	\$26.00	



ROCK BIND		PRICE	
ROCK BINDING AGENT	GALLON	\$180.50	

RECESSED LIGHTS	COLOR	PRICE
DB-LEDA 	WARM WHITE	\$47.00
DB-LEDW 	COOL WHITE	\$47.00
FLUX 60 LARGE 	WARM WHITE	\$75.75
FUSION 22 SMALL* 	WARM WHITE	\$47.50
FUSION 60 LARGE 	WARM WHITE	\$75.75
HYVE 22 SMALL* 	WARM WHITE	\$47.50
HYVE 60 LARGE* 	WARM WHITE	\$75.75
LUNA	WARM WHITE	\$130.75
PUCK 22 BLACK	WARM WHITE	\$62.25
PUCK 60 BLACK	WARM WHITE	\$120.50

RINGS		PRICE
RING 68	BLACK	\$24.50
RING 68	STAIN STEEL	\$24.50
RING 28	BLACK	\$10.00
RING 28	STAIN STEEL	\$10.00






PATHWAY LIGHTS		PRICE
ACE	DARK GREY	\$206.25
ACE HIGH	DARK GREY	\$242.75
AIM LOW		\$152.50
LIV LOW	DARK GREY	\$158.00
LIV	DARK GREY	\$176.00
NAIL LOW		\$166.75
SCOPE MINI		\$89.25
SCOPE		\$113.50
SMART SCOPE TONE		\$217.00
SCOPE BIG		\$154.00
SPIKE 60		\$5.75
SWAY LIGHT HEAD	BLACK	\$99.75
SWAY TUBE		\$50.00
SWAY TUBE LOW		\$31.75

WALL LIGHTS		PRICE
WATER SWIVEL 5/8"	DARK	\$150.75
DIAMOND DRILL BIT	22MM	\$127.75
	60MM	\$196.75

WALL LIGHTS		PRICE
WEDGE MINI	DARK	\$64.50

PILLAR LIGHTS		PRICE
EVO-HYDE 180C		\$95.50
EVO-HYDE 550		\$138.50
EVO FLEX	1M	\$94.00
	2M	\$174.75
	3M	\$262.75
EVO FLEX PROFILE	1	\$13.50
	SINGLE	\$13.50
	3	\$14.50
SMART DRIVER 1		\$130.25
SMART EVO FLEX TONE	1M	\$112.50
	2M	\$209.50
	5M	\$523.00
SMART DRIVER 1 TONE		\$130.25

TRANSFORMERS	SIZE	PRICE
SMART HUB 150	120 V	\$585.50
HUB PROTECTOR		\$35.50
HUB PROTECTOR 1		\$38.50
CABLE WIRE CBL-80 12/2		\$282.75
CABLE WIRE CBL-160 12/2		\$547.25
CABLE EXT CORD	1	\$10.75
	2	\$17.50
	3	\$22.75
CABLE CAP	MEDIUM	\$21.50
SPLITTER	DOUBLE	\$9.75
	TRIPLE	\$13.00

INLITES	COLOR	PRICE
LENS COVER 	WHITE	\$5.25
BASE 		\$5.25
LEAD 		\$12.50
INLITE BULBS	10 PACK	\$10.75
INLITE SET 	1 BULB, 1 BASE, 1 LENS, 1 LEAD	\$16.75
BOXED INLITE 10 PC 	LENS	\$149.75

INLITE DRILLING STARTING AT \$15.95 PER BRICK! CALL FOR DETAILS.



EDGING . BARRIER . NAILS

EDGING		
PLASTIC		PRICE
ACE OF DIAMOND	20' W/ STAKE KIT	\$16.75
	5 OR MORE	\$15.75
STAKE KITS (4 STAKES, 1 CONNECTOR)		\$5.25
LOOSE CONNECTORS		\$2.25
T'S V'S CORNERS 90'S 120'S		\$5.75
PAVER		
DIAMOND LOK	15' W/ 8 STAKES	\$19.95
GATOR RIGID EDGE	8' WITH NAILS	\$15.50
ALUMINUM		
SILVER (MILL)	1/8" X 4" X 16' W/ 4 STAKES	\$46.50
BLACK (PAINTED)	1/8" X 4" X 16' W/ 4 STAKES	\$53.50
STAKES OR CONNECTORS		\$2.25
STEEL		
STEEL (GREEN)	1/8" X 4" X 10' W/ 4 STAKES	\$32.25
STAKES		\$3.00



GATOR X-TURF				
	SIZE	WEIGHT	PRICE	
CLASSIC BLEND FOREST GREEN OR LIME GREEN	15' X 100'	47 OZ	\$5,828.00	
	15' X 33'	47 OZ	\$2,434.75	
	7.5'X25'	47 OZ	\$1,139.75	
	7.5'X50'	47 OZ	\$1,839.00	
PREMIER BLEND FOREST GREEN OR LIME GREEN	15' X 100'	85 OZ	\$9,052.50	
	15' X 33'	85 OZ	\$3,652.25	
	7.5'X25'	85 OZ	\$1,787.25	
	7.5'X50'	85 OZ	\$2,771.50	
PUTTING GREEN BLEND	15'X25'	76 OZ	\$2,525.50	
	7.5'X25'	76 OZ	\$1,308.00	
	SIZE	BAGS/PAL	PRICE	PAL
INFILL BAGS ZEO-WHITE BEST USE FOR PREVENTING/REDUCING ODOR	BEIGE	56	\$22.00	\$1,047.25
	GREEN	56	\$48.50	\$2,308.75
	ZEO-WHITE	56	\$46.00	\$2,189.75
SEAM TAPE ROLL	1'X100'		\$50.00	
	1'X300'		\$144.75	
	SIZE	UNITS/CASE	PRICE	CASE
ODOR REMOVER	27 OZ	12	\$30.75	\$333.75

FABRIC BARRIER		
	WEIGHT	PRICE
3' X 50'	3 OZ	\$20.25
3' X 100'	3 OZ	\$40.50
3' X 300'	3 OZ	\$105.75
4' X 50'	3 OZ	\$25.75
4' X 100'	3 OZ	\$51.50
4' X 300'	3 OZ	\$140.75
6' X 300'	3 OZ	\$205.25
GEO FABRIC / GEO GRID		
GATOR GF5 WOVEN FABRIC	4'X100'	\$84.75
GATOR 30-30 GRID	4'X50'	\$88.75
POOL COVERS		PRICE
32' X 50' POOL COVER		\$164.25
32' X 100' POOL COVER		\$328.50
STRETCH WRAP		PRICE CASE
18" X 500'	\$26.50	\$85.50

GATOR BASE				
	PACK QTY	PACKS/PAL	PACK	PAL
PANELS (61 SQ FT/PACK)	10	12	\$231.25	\$2,636.50
SCREWS	50		\$33.25	

NAILS & SCREWS			
ARDOX	QTY/CASE	PRICE	CASE
6** WHILE QTY LAST	710	\$0.31	\$114.50
8** WHILE QTY LAST	370	\$0.46	\$114.50
10"	250	\$0.83	\$170.25
12**	210	\$0.99	\$176.50
SOD STAPLES			PRICE
COMPANION PINS	1000 CASE		\$102.25
COMPANION PINS	24 PACK		\$4.50



LAWN . FIREWOOD

SOD

KENTUCKY BLUE • TOPSOIL BASE

QTY	PRICE	PALLET
1-210 ROLLS	\$6.55	\$458.50
211+ ROLLS	\$5.85	\$409.50
DELIVERY CHARGE	\$125.00	
PALLET DEPOSIT	\$35.00	
70 ROLLS PER PALLET ROLL SIZE 2' X 5' (10 SQFT)		
ACCESSORIES		
		PACK
COMPANION PINS - 24 PACK		\$4.50

FIREWOOD

MIXED HARDWOODS

MAPLE • OAK • ASH

QTY	PICKED UP	DELIVERED
1 FACE CORD 4' X 8' X 18"	\$181.50	\$ 261.50
1/2 FACE CORD 4' X 4' X 18"	\$110.00	\$ 190.00
1/4 FACE CORD 4' X 2' X 18"	\$ 65.00	\$ 145.00
		BOX
FIRE STARTER	\$5.50	\$56.25



GRASS SEED

		PRICE
SUNNY MIX	5 LB	\$23.25
	10 LB	\$45.00
	50 LB	\$157.75
SHADY MIX	5 LB	\$23.25
	10 LB	\$45.00
	50 LB	\$169.00
SUN/SHADE MIX	5 LB	\$23.25
	10 LB	\$45.00
	50 LB	\$146.50
KENTUCKY BLUE	5 LB	\$23.25
	10 LB	\$45.00
	50 LB	\$180.25

FIRE PIT RINGS

SIZE	PRICE
24"	\$48.75
30"	\$56.75
36"	\$69.75
42"	\$84.00
48"	\$95.50



LAWN BAGS

	PACK
LAWN BAGS - 5 PACK	\$4.50

STRAW

	PRICE
STRAW BALES	\$11.25
STRAW BLANKET 4' X 50'	\$31.25
EZ LAWN REPAIR MIX	\$20.75

AVAILABLE AT:



OIL . FLUIDS

2026
RETAIL


MOTOR OIL	SIZE	PRICE
OE 5W-30 SYNTHETIC MOTOR OIL 	QUART	\$8.00

SNOW PLOW OIL	SIZE	PRICE
SNOW PLOW OIL	QUART	\$9.25

2-CYCLE OIL	SIZE	PRICE
SYNTHETIC 2-STROKE INJECTOR HP MARINE	GALLON	\$51.50

	SIZE	PRICE
ANTIFREEZE	GAL	\$22.00
HYDRAULIC FLUID	GAL	\$27.50
WINDSHIELD WASHER FLUID	GAL	\$5.50

FOUR-STROKE OIL	SIZE	PRICE
FORMULA 4-STROKE POWER SPORTS OW-40 	QUART	\$11.25

TRANSMISSION FLUID	SIZE	PRICE
SYNTHETIC AUTOMATIC TRANSMISSION FLUID 	QUART	\$15.25



BROOMS & BRUSHES

PUSH BROOM		\$61.75
TRUCK WASH BRUSH		\$12.50
HARD BRISTLE BRUSH		\$10.00

CHLORINE

12.5% CHLORINE 	CASE	\$26.50
--	------	---------





AXES, EDGERS, HOES & SCRAPERS

CAMP AXE		\$22.00
PICK AXE		\$56.00
GARDEN HOE 		\$20.00
SCRAPER 		\$55.50
TURF EDGER		\$34.75

GLOVES

	PRICE	12 CT
BLUE GLOVES 	\$5.50	\$56.25
ORANGE GLOVES THERM.	\$7.25	\$74.00

RAKES

	SIZE	PRICE
BOW RAKE 	16"	\$22.50
LEAF RAKE 	24"	\$21.25
LANDSCAPE RAKE 		\$83.25
BEDDING FORK 	16 TINE	\$34.75
PITCH FORK	4 TINE	\$51.75

RECYCLING BINS

RECYCLING BINS		\$5.00
----------------	--	--------





SAFETY

	PRICE
EAR PLUGS	\$1.00
GLASSES	\$5.25
HARD HATS	\$14.50
VEST - HIGH VISIBILITY	\$15.50



TAMPER

HAND TAMPER	8X8	\$60.50
-------------	-----	---------

SAW BLADES

	ARBOR	PRICE
12" DIAMOND BLADE 	1"	\$54.99
14" DIAMOND BLADE 	1"	\$63.99
21" BOW SAW 		\$18.25
30" BOW SAW 		\$21.00

SHOVELS & DIGGERS

FLAT SHOVEL 		\$21.00
POINT SHOVEL 		\$21.00
POLY SCOOP SHOVEL		\$62.50
POST HOLE DIGGER		\$58.50
ALUMINUM CULTIVATOR		\$10.00
ALUMINUM TROWEL		\$10.00
AL. TRANSPLANT TROWEL		\$10.00


TOOLS

BUNGEE CORDS 14"		\$3.50
BUNGEE CORDS 29"		\$4.25
BYPASS LOPPER 29"		\$28.25
BYPASS SHEAR 8 1/2"		\$14.25
CHISEL - BRICKGUARD	2.75"	\$22.25
CHISEL - BRICKGUARD	4"	\$22.25
SNIPS - MIDWEST		\$17.25
UTILITY KNIFE		\$6.00

TARPS

TARP- 6'X8'	6X8	\$11.50
TARP- 8'X10'	8X10	\$13.25
TARP- 10'X12'	10X12	\$19.00
TARP- 12'X16'	10X16	\$25.75

WINTER PRODUCTS

SNOW MARKER		\$2.00
SNOW SCRAPER 23"		\$12.50
SNOW SCRAPER 39" <small>EXTENSION</small> 		\$22.00
PLASTIC SHOVEL		\$43.00

WHEELBARROWS

STEEL WHEELBARROW		\$200.25
-------------------	--	----------

BULL FLOATS	PRICE
BULL FLOAT BRONZE GROOVER - 3/4"	\$20.80
BULL FLOAT BRONZE GROOVER - 1"	\$22.40
EZY-TILT® II FLOAT BRACKET	\$59.20
SQUARE END BULL FLOAT W/O BRACKET	\$104.00
ROUND END BULL FLOAT W/O BRACKET	\$113.60



EDGERS, GROOVERS, & JOINTERS	PRICE
STAINLESS STEEL EDGER -6X3-1/2X3/8	\$7.60
STAINLESS STEEL EDGER -6X4X1/2	\$7.60
STAINLESS STEEL EDGER -6X4X3/8	\$7.60
BIG BIT BRONZE GROOVER	\$29.45
NARROW BIT BRONZE GROOVER	\$27.60
UNIVERSAL HAND GROOVER	\$7.60
HUBBARD JOINTER	\$22.00
SKATE WHEEL JOINTER	\$7.60
BRICK JOINTER 5/8"X3/4"	\$9.50
"S" JOINTER	\$9.50

FRESNO	PRICE
FRESNO BRONZE GROOVER- 1/2"	\$12.00
FRESNO BRONZE GROOVER- 3/4"	\$12.80
FRESNO TROWEL ADAPTER	\$5.60
EZY-TILT® FRESNO BROOM ADAPTER	\$12.80

HANDLES & HANDLE ADAPTERS	PRICE
BUTTON FEMALE THREAD PLUG ADAPTER	\$10.80
BUTTON MALE THREAD PLUG ADAPTER	\$10.80
SWAGED ANODIZED AL. BUTTON HANDLE	\$17.79
THREADED MAGNESIUM HANDLE	\$25.60



HAMMERS	PRICE
DEAD BLOW NUPLA	\$49.60
DRILLING HAMMER 3LB	\$19.25
RUBBER MALLET	\$17.75
SLEDGE HAMMER 12 LB	\$67.00



LEVELS, RULES, & TAPES	PRICE
LINE LEVEL	\$5.60
9" TOREDO LEVEL	\$3.25
24" STRUTCOAST LEVEL	\$18.00
BEST TAPE MEASURE	\$8.25
LUFKIN® ENGINEERS FOLDING RULE	\$19.15
LUFKIN® KING SIZE BRICK MASON'S RULE	\$17.99
LUFKIN® MODULAR SPACING RULE	\$17.99
LUFKIN® BRICK MASON'S RULE	\$17.99



MARKING	PRICE
CHALK BLUE	\$2.00
CHALK RED	\$2.00
CHALK LINE - STARLINE	\$12.65
MARKING PAINT- KRYLON	\$4.95
SOAP STONE 72 PC CASE	\$26.75
SOAP STONE 144 PC CASE	\$53.50



MISCELLANEOUS	PRICE
TENITE LINE BLOCKS	\$2.99
ADJUSTABLE LINE STRETCHERS	\$10.00
TIE WIRE TWISTER	\$5.20
MASON LINE	\$7.30
GRIT RUB BRICK	\$12.40



SLIDERS	PRICE
KNEE PADS	\$24.50
DENVER SLIDER / KNEE BOARDS	\$131.20
POLYSTYRENE CONCRETE SLIDERS	\$144.00



TROWELS	PRICE
12"x4" CEMENT	\$22.80
16"x4" CEMENT	\$25.60
18" X 4" CEMENT	\$28.00
CAULKING TROWEL 1/4" OR 1/2"	\$12.80
5" POINT OR MARGIN TROWEL	\$12.00
11" NARROW LONDON BRICK	\$28.80





CEMENT STEPS		
SIZE	RISE	PRICE
3' STEP	7"	\$68.50
3 1/2' STEP	7"	\$79.75
4' STEP	7"	\$91.25
5' STEP	7"	\$114.25
SINGLE RISERS PAIR		\$19.00
DOUBLE RISERS PAIR		\$30.00
30" SPLASHBLOCK		\$17.00



RE ROD	
3/8" THICK 40 GRADE (#3)	PRICE
12"	\$1.15
16"	\$1.55
24"	\$2.25
36"	\$3.40
48"	\$4.15
10 FT	\$6.50
5/8" THICK 60 GRADE (#5)	PRICE
12"	\$1.90
16"	\$2.50
24"	\$3.75
36"	\$5.60
48"	\$6.85
10 FT	\$10.80



CINDERBLOCK	
REGULAR BLOCK	PRICE
14X8X16	\$10.15
12X8X16	\$4.70
10X8X16	\$4.65
8X8X16	\$3.30
6X8X16	\$3.00
4X8X16	\$2.65
1", 2", 3" SOLID FITTINGS	PRICE
1X8X16	\$3.50
2X8X16	\$3.50
3X8X16	\$3.50

EXPANSION JOINT	
	PRICE
5' EXPANSION JOINT	\$6.85